



THE HONG KONG  
POLYTECHNIC UNIVERSITY  
香港理工大學

PolyU

# IN FIGURES

2014/15

二零一四/一五年度香港理工大學

## 主要統計數字

General Information on Students, Staff, Research, Finance and Facilities  
學生、教職員、科研、財政及設施數字一覽

Opening Minds • Shaping the Future  
啟迪思維 • 成就未來

# CONTENTS 內容

|   | Page 頁數   |
|---|-----------|
| Introduction 簡介   | <u>1</u>  |
| Students 學生   | <u>2</u>  |
| Student Overseas Learning Experience<br>學生海外學習經歷              | <u>4</u>  |
| Graduate Employment 畢業生就業概況                                   | <u>5</u>  |
| Staff 教職員   | <u>6</u>  |
| Research and Scholarly Activities<br>科研和學術交流活動                | <u>7</u>  |
| Facilities 設施   | <u>8</u>  |
| Finance 財政  | <u>10</u> |
| Faculties / Schools and Academic Departments<br>學院及學系         | <u>11</u> |
| College of Professional and Continuing Education<br>專業及持續教育學院 | <u>12</u> |
| PolyU Main Campus Map 理大校園地圖                                  | <u>18</u> |
| Extended Campuses (Cross-section)<br>伸延校園(橫切面圖)               | <u>20</u> |

## INTRODUCTION 簡介



### Opening Minds • Shaping the Future

The Hong Kong Polytechnic University (PolyU) has evolved alongside economic and social development in Hong Kong and the world. We have nurtured many bright minds who have contributed to the advancement of society. We are also a platform where practical, yet world-changing, ideas are conceived and brought to life.

We pioneer new ways of delivering higher learning. Our innovative model combines professional knowledge with service-learning and real-world experience. Our global connections open the minds and broaden the perspectives of future generations. And our culture of blazing new trails drives us to challenge boundaries and uncover knowledge that benefits mankind.

Most importantly, we will never stop inspiring the people who will shape tomorrow. This is why at PolyU, we proudly say that our promise has always been and will always be "Opening Minds • Shaping the Future".

### 啟迪思維 • 成就未來

香港理工大學（理大）一直隨著香港以至全球的社會和經濟發展演變。我們致力培育傑出人才，亦讓開天闢地的構思意念孕育成長，以促進社會進步。

我們推出嶄新的教育模式，將專業知識、服務學習和現實社會體驗結合起來。我們的國際網絡，有助擴闊年青一代的思維和視野；我們的創新文化亦驅動我們挑戰極限，開拓知識，造福世界。

最重要的是我們從未停步，不斷啟發年青一代開拓明天。今後，理大將一如既往，擔承重任，矢志「啟迪思維 • 成就未來」。

# STUDENTS 學生

In 2014/15, there were 31,864 students, equivalent to 25,800 full-time students, enrolled in academic programmes leading to PolyU awards. The breakdowns were :

在二零一四至一五年度，本校共有註冊學生三萬一千八百六十四名（相當於二萬五千八百名全日制學生）就讀於理大頒授學術資格的課程。學生人數分佈如下：

## By Award of Programmes 以課程程度分類

|  | Headcounts<br>實際人數 |         | Full-time Equivalents<br>相等於全日制人數 |         |
|--|--------------------|---------|-----------------------------------|---------|
| Doctor of Philosophy/Master of Philosophy<br>哲學博士/哲學碩士 | 1,621              | (5%)    | 1,443                             | (6%)    |
| Professional Doctorate 專業博士                            | 509                | (2%)    | 209                               | (1%)    |
| Taught Master's Degrees 授課式碩士                          | 8,257              | (26%)   | 4,660                             | (18%)   |
| Bachelor's Degrees 學士學位                                | 18,777             | (59%)   | 16,855                            | (65%)   |
| Higher Diploma 高級文憑                                    | 2,693              | (8%)    | 2,631                             | (10%)   |
| Other Sub-degree 其他非學位                                 | 7                  | (<0.5%) | 2                                 | (<0.5%) |

## By Mode of Programmes 以修課形式分類

|               | Headcounts<br>實際人數 |       | Full-time Equivalents<br>相等於全日制人數 |       |
|---------------|--------------------|-------|-----------------------------------|-------|
| Full-time 全日制 | 22,026             | (69%) | 21,931                            | (85%) |
| Part-time 兼讀制 | 9,838              | (31%) | 3,869                             | (15%) |

## By Programmes Offered in Different Locations 以課程開辦地區分類

|                               | Headcounts<br>實際人數 |       | Full-time Equivalents<br>相等於全日制人數 |       |
|-------------------------------|--------------------|-------|-----------------------------------|-------|
| Locally 本地開辦                  | 30,771             | (97%) | 25,265                            | (98%) |
| In Mainland / On-line 國內或網上開辦 | 1,093              | (3%)  | 535                               | (2%)  |

## By Students' Place of Origin 以學生出生地區分類

|                                      | Headcounts<br>實際人數 |       | Full-time Equivalents<br>相等於全日制人數 |       |
|--------------------------------------|--------------------|-------|-----------------------------------|-------|
| Hong Kong 香港                         | 25,767             | (81%) | 20,430                            | (79%) |
| Mainland, Macau & Taiwan<br>國內、澳門及台灣 | 5,616              | (18%) | 4,912                             | (19%) |
| International 國際                     | 481                | (2%)  | 458                               | (2%)  |



## By Faculty / School 以學院分類

|  | Headcounts<br>實際人數 |       | Full-time Equivalents<br>相等於全日制人數 |       |
|--|--------------------|-------|-----------------------------------|-------|
| Applied Science & Textiles 應用科學及紡織     | 3,994              | (13%) | 3,593                             | (14%) |
| Business 工商管理                          | 5,020              | (16%) | 3,949                             | (15%) |
| Construction & Environment 建設及環境       | 4,544              | (14%) | 3,614                             | (14%) |
| Engineering 工程                         | 6,915              | (22%) | 5,427                             | (21%) |
| Health & Social Sciences 醫療及社會科        | 6,321              | (20%) | 4,894                             | (19%) |
| Humanities 人文                          | 1,767              | (6%)  | 1,412                             | (5%)  |
| Design 設計                              | 1,350              | (4%)  | 1,228                             | (5%)  |
| Hotel & Tourism Management<br>酒店及旅遊業管理 | 1,953              | (6%)  | 1,683                             | (7%)  |

## Students' average age 平均學生年歲：

|                          |    |
|--------------------------|----|
| Full-time students 全日制學生 | 20 |
| Part-time students 兼讀制學生 | 29 |

## Gender ratio (male to female) 男女生比例（男：女）：

|                          |         |
|--------------------------|---------|
| Full-time students 全日制學生 | 0.9 : 1 |
| Part-time students 兼讀制學生 | 1.4 : 1 |



# STUDENT OVERSEAS LEARNING EXPERIENCE 學生海外學習經歷



In 2014/15, there were 2,060 undergraduate students engaged in overseas learning activities. The distribution of these students by faculty/school was :

在二零一四至一五年度，共有二千零六十名本科學生進行海外學習和交流活動。學生人數按學院分類分佈如下：

|  | Outgoing PolyU Students<br>外訪之理大學生 |               | Incoming Students from Overseas Institutions<br>海外院校來港學生 |               |
|--|------------------------------------|---------------|--|---------------|
| Applied Science & Textiles<br>應用科學及紡織  | 212                                | (16%)         | 73   | (10%)         |
| Business 工商管理                          | 369                                | (29%)         | 276  | (36%)         |
| Construction & Environment 建設及環境       | 147                                | (11%)         | 58   | (8%)          |
| Engineering 工程                         | 208                                | (16%)         | 103  | (13%)         |
| Health & Social Sciences 醫療及社會科        | 159                                | (12%)         | 48   | (6%)          |
| Humanities 人文                          | 84                                 | (7%)          | 105  | (14%)         |
| Design 設計                              | 26                                 | (2%)          | 16   | (2%)          |
| Hotel & Tourism Management<br>酒店及旅遊業管理 | 90                                 | (7%)          | 59   | (8%)          |
| Others 其他                              | -                                  |               | 27   | (4%)          |
| <b>Total 總計</b>                        | <b>1,295</b>                       | <b>(100%)</b> | <b>765</b>   | <b>(100%)</b> |

(Note : Including the two-way exchange programmes as signed with non-local partner institutions, internship, study trips and summer studies.

附註：包括與海外院校簽訂之交流課程、實習、研習和暑期課程。)

# GRADUATE EMPLOYMENT 2014 二零一四年度畢業生就業概況



In 2014, a total of 5,345 students graduated from the University's full-time programmes and out of these graduates, 4,516 responded to the Graduate Employment Survey. Their destinations, as a percentage of the total respondents by level of award, were :

在二零一四年度舉行的理大畢業生就業概況調查中，大學訪問了全數五千三百四十五名全日制課程畢業生，其中四千五百一十六名回應調查。根據回應結果，他們的出路概況，以佔回覆人數比率計及以課程程度分類列表如下：

|                                      | Higher Degree<br>高等學位 | First Degree<br>學士學位 | Sub-Degree<br>非學位 |
|--------------------------------------|-----------------------|----------------------|-------------------|
| Employed 就業                          | 75%                   | 87%                  | 23%               |
| Full-time further studies 升學(全日制)    | 13%                   | 5%                   | 72%               |
| Temporary/part-time employed 短期工作/兼職 | 3%                    | 3%                   | 3%                |
| Seeking employment 待業                | 5%                    | 4%                   | 2%                |
| Others 其他#                           | 5%                    | 1%                   | 1%                |

## Graduates' average monthly salary 畢業生每月平均薪酬：

|                                 |              |
|---------------------------------|--------------|
| Higher degree graduates 高等學位畢業生 | HK港元\$22,520 |
| First degree graduates 學士學位畢業生  | HK港元\$16,434 |
| Sub-degree graduates 非學位畢業生     | HK港元\$12,643 |

(# Including graduates emigrated/returned to country of origin and not seeking employment in Hong Kong.  
包括已移民/返回原居地及非在尋找工作之畢業生。)

## STAFF 教職員

As of 31 October 2014, the University had 5,849 staff, comprising 3,534 permanent staff and 2,315 temporary staff, of whom :

以二零一四年十月三十一日計，理大聘用了五千八百四十九名教職員，其中長期制員工佔三千五百三十四名，臨時制員工二千三百一十五名。如以教學或非教學部門及職級分類，員工數目分別是：

### Employed in Academic Departments 聘用於教學部門

|                                      | Permanent<br>長期制   | Full-time<br>Temporary<br>臨時全職制 | Part-time<br>Temporary<br>臨時兼職制 |
|--------------------------------------|--------------------|---------------------------------|---------------------------------|
| Academic grade 教學職級                  | 1,217 (34%)        | 134 (9%)                        | 381 (43%)                       |
| Research grade 研究職級                  | -                  | 1,014 (71%)                     | 248 (28%)                       |
| Administrative grade 行政職級            | 42 (1%)            | 2 (<0.5%)                       | 2 (<0.5%)                       |
| Technical grade 技術性職級                | 193 (5%)           | 24 (2%)                         | 10 (1%)                         |
| General & ancillary grade<br>普通及輔助職級 | 555 (16%)          | 146 (10%)                       | 89 (10%)                        |
| <b>Sub-total 小計</b>                  | <b>2,007 (57%)</b> | <b>1,320 (92%)</b>              | <b>730 (83%)</b>                |

### Employed in Non-academic Departments 聘用於非教學部門<sup>@</sup>

|  | Permanent<br>長期制   | Full-time<br>Temporary<br>臨時全職制 | Part-time<br>Temporary<br>臨時兼職制 |
|--|--------------------|---------------------------------|---------------------------------|
| Academic grade 教學職級                            | 4 (<0.5%)          | 1 (<0.5%)                       | 96 (11%)                        |
| Research grade 研究職級                            | -                  | 22 (2%)                         | 5 (1%)                          |
| Administrative & professional<br>grade 行政及專業職級 | 233 (7%)           | 8 (1%)                          | 6 (1%)                          |
| Technical grade 技術性職級                          | 137 (4%)           | 22 (2%)                         | 9 (1%)                          |
| General & ancillary grade<br>普通及輔助職級           | 1,153 (33%)        | 65 (5%)                         | 31 (4%)                         |
| <b>Sub-total 小計</b>                            | <b>1,527 (43%)</b> | <b>118 (8%)</b>                 | <b>147 (17%)</b>                |
| <b>Total 總人數</b>                               | <b>3,534</b>       | <b>1,438</b>                    | <b>877</b>                      |

(<sup>@</sup> Including Offices of the President, faculty offices, administrative units and central support services.  
非教學部門包括校長室，學院辦事處，行政部門及教學支援部門。)

## RESEARCH AND SCHOLARLY ACTIVITIES 科研和學術交流活動

In 2014/15, there were two partner state key laboratories, one research institute and 39 research centres in the University. A total of 2,843 research projects, worth HK\$1,832.2 million as funded by research grants and external funds, were undertaken by Faculties / Schools. The distribution of these on-going research projects by faculty / school was :

在二零一四至一五年度，理大於校內設立了兩所國家重點實驗室，一所研究所和三十九所研究中心。在此年度，理大共有二千八百四十三項由科研撥款及外界資金資助金額總值達十八億三千二百二十萬港元的研究計劃正在進行中。這些研究項目以學院分類是：

|  | Number<br>(Note)<br>累積<br>研究計劃數目 <sup>(附註)</sup> | Cumulative Funding <sup>(Note)</sup><br>HK\$ Million<br>累積資助金額<br>百萬港元 <sup>(附註)</sup> |
|--|--|--|
| Applied Science & Textiles 應用科學及紡織     | 653 (23%)  | 492.9 (27%)  |
| Business 工商管理                          | 336 (12%)  | 80.9 (4%)  |
| Construction & Environment 建設及環境       | 568 (20%)  | 376.2 (21%)  |
| Engineering 工程                         | 631 (22%)  | 579.4 (32%)  |
| Health & Social Sciences 醫療及社會科        | 319 (11%)  | 219.2 (12%)  |
| Humanities 人文                          | 154 (5%)   | 36.6 (2%)  |
| Design 設計                              | 68 (2%)  | 24.5 (1%)  |
| Hotel & Tourism Management<br>酒店及旅遊業管理 | 114 (4%)   | 22.5 (1%)  |

( Note : For research projects which were conducted by two or more Faculties/Schools, the host Faculty/School of the research projects was used as the base to calculate the cumulative number and funding of the research projects under each Faculty/School.

附註：由兩所或以上學院合辦的研究項目，有關數目及資助金額分別計算於項目主辦學院的累積研究計劃數目及累積資助金額內。)

In the year, 5,117 number of research outputs were produced by faculty members, of which :  
理大的研究作品數目在年內達五千一百一十七份，其中：

|                                |             |
|--------------------------------|-------------|
| Refereed outputs 經審閱的研究作品      | 3,594 (70%) |
| Non-refereed outputs 未經審閱的研究作品 | 1,523 (30%) |

During the year, the University processed 71 new invention submissions from students and faculty members, filed 88 applications and 73 patents were granted.

過去一年，大學處理了七十一份學生和教師的發明提交，正式提交專利申請共八十八份，獲得的新專利發明共七十三項。

# FACILITIES 設施



The University provides various kinds of facilities to support students' learning and development. In 2014/15, these facilities included:

本校提供多項設施幫助學生學習及全面成長。在二零一四至一五年度中，這些設施包括：

## Computing Facilities 電腦設施

|                                   | Number 數目 |
|-----------------------------------|-----------|
| Medium to large servers 中型及大型服務器  | 1,219     |
| Desktop PCs/workstations 桌上電腦/工作站 | 20,813    |
| Notebook PCs 手提電腦                 | 7,137     |
| Network outlets in campus 校園網絡插座  | 35,000    |
| Wireless Access Point 無線接入點       | 2,052     |
| Online subject websites 網上科目      | 7,316     |

## Library Collections and Facilities 圖書館館藏及設施

|                                 | Number 數目 |
|---------------------------------|-----------|
| Total library holdings 全館收藏資料總數 | 4,527,947 |
| Volumes in library 圖書總冊數        | 1,258,781 |
| e-Books 電子書籍                    | 2,297,396 |
| e-Journals (titles) 電子期刊(種類)    | 54,821    |
| e-Databases 電子數據庫               | 445       |
| Computer Files 電腦檔案             | 11,368    |
| Audio-visual materials 視聽資料     | 504,698   |
| Microforms 縮微複製資料               | 400,438   |
| Study spaces 座位數目               | 3,893     |
| Research carrels 研讀室            | 138       |

## Sports Facilities on Campus 校園運動設施

|                                   | Number 數目 |
|-----------------------------------|-----------|
| Swimming pool (50 meter) 游泳池(五十米) | 1         |
| Tennis court 網球場                  | 2         |
| Squash court 壁球場                  | 4         |
| Badminton court 羽毛球場              | 9         |
| Multi-purpose sports hall 多用途運動場館 | 3         |
| Golf practice bay 高爾夫球練習場         | 2         |
| Fitness room 健身室                  | 2         |
| Activity room 活動室                 | 2         |
| Table tennis 乒乓球檯                 | 9         |

## Sports Facilities off Campus 校外運動設施 (Joint Sports Centre 聯校運動中心)

|                                      | Number 數目 |
|--------------------------------------|-----------|
| 11-a-side soccer pitch 十一人足球場        | 1         |
| Tennis court 網球場                     | 4         |
| Track & field facilities 田徑運動設施      | 1         |
| Outdoor multi-purpose court 戶外多用途運動場 | 1         |
| Golf practice bay 高爾夫球練習場            | 4         |

## Student Halls of Residence 學生宿舍

|  | Number 數目 |
|--|-----------|
| Number of students accommodated 學生宿位數目 | 4,654     |
| Sports facilities 運動設施                 |           |
| - Swimming pool (25 meter) 游泳池(二十五米)   | 1         |
| - Snooker room 桌球室                     | 2         |
| - Fitness room 健身室                     | 2         |
| - Activity room 活動室                    | 4         |
| - Table tennis 乒乓球檯                    | 10        |



# FINANCE 財政

The major University's income and expenditure for the year ended 30 June 2015 was :  
截至二零一五年六月三十日止年度，大學主要的收入與支出：

|   | HK\$ Million<br>百萬港元 |                   |
|---|----------------------|-------------------|
| <b>Total Income 總收入</b>                                   | <b>5,461.7</b>       |                   |
| <b>Government subventions 政府撥款</b>                        | <b>2,953.1</b>       | <b>(54%)</b>      |
| - UGC recurrent grants and subventions<br>大學教育資助委員會經常性撥款* | 2,386.4              | (44%)             |
| - Earmarked grants 指定用途補助金*                               | 131.2                | (2%)              |
| - Capital project grants 基建項目撥款                           | 188.2                | (3%)              |
| - Matching grants 配對補助金                                   | 21.5                 | (<0.5%)           |
| - Grants from government agencies 政府機構撥款                  | 168.5                | (3%)              |
| - Rates and government rent refund 退還差餉及政府地租              | 57.3                 | (1%)              |
| <b>Tuition and other fees 學費及其他收費</b>                     | <b>1,614.0</b>       | <b>(30%)</b>      |
| <b>Net investment gain 投資淨收益</b>                          | <b>174.1</b>         | <b>(3%)</b>       |
| <b>Donations and benefactions 外界捐助</b>                    | <b>266.6</b>         | <b>(5%)</b>       |
| <b>Other income 其他收入</b>                                  | <b>453.9</b>         | <b>(8%)</b>       |
| <b>Total Expenditure 總開支</b>                              | <b>4,997.4</b>       |                   |
| <b>Learning and research 學習及科研</b>                        | <b>3,487.8</b>       | <b>(70%)</b>      |
| - Instruction and research 教學及科研                          | 2,922.8              | (58%)             |
| - Library 圖書館   | 151.1                | (3%)              |
| - Central computing facilities 中央電腦設施                     | 159.5                | (3%)              |
| - Other academic services 其他教學服務                          | 254.4                | (5%)              |
| <b>Institutional support 教學支援</b>                         | <b>1,496.6</b>       | <b>(30%)</b>      |
| - Management and general 管理及一般項目                          | 267.4                | (5%)              |
| - Premises and related expenses 校舍及有關開支**                 | 985.9                | (20%)             |
| - Student and general educational services<br>學生及一般教育服務   | 236.9                | (5%)              |
| - Other activities 其他活動                                   | 6.4                  | (<0.5%)           |
| <b>Finance costs 財務費用</b>                                 | <b>10.4</b>          | <b>(&lt;0.5%)</b> |
| <b>Income tax 所得稅</b>                                     | <b>2.6</b>           | <b>(&lt;0.5%)</b> |

(\* Including grants for research activities. 包括研究活動撥款。)

(\*\* Including expenditure on capital project grants. 包括基建項目支出。)

# FACULTIES / SCHOOLS AND ACADEMIC DEPARTMENTS 學院及學系

## Faculty of Applied Science & Textiles 應用科學及紡織學院

- Department of Applied Biology and Chemical Technology  
應用生物及化學科技學系
- Department of Applied Mathematics  
應用數學系
- Department of Applied Physics  
應用物理學系
- Institute of Textiles and Clothing  
紡織及製衣學系

## Faculty of Business 工商管理學院

- School of Accounting and Finance  
會計及金融學院
- Department of Logistics and Maritime Studies  
物流及航運學系
- Department of Management and Marketing  
管理及市場學系

## Faculty of Construction & Environment 建設及環境學院

- Department of Building and Real Estate  
建築及房地產學系
- Department of Building Services Engineering  
屋宇設備工程學系
- Department of Civil and Environmental Engineering  
土木及環境工程學系
- Department of Land Surveying and Geo-Informatics  
土地測量及地理資訊學系

## School of Design 設計學院

## School of Hotel & Tourism Management 酒店及旅遊業管理學院

## Faculty of Engineering 工程學院

- Interdisciplinary Division of Biomedical Engineering  
生物醫學工程跨領域學部
- Department of Computing 電子計算學系
- Department of Electrical Engineering  
電機工程學系
- Department of Electronic & Information Engineering  
電子及資訊工程學系
- Department of Industrial and Systems Engineering  
工業及系統工程學系
- Department of Mechanical Engineering  
機械工程學系

## Faculty of Health & Social Sciences 醫療及社會科學院

- Department of Applied Social Sciences  
應用社會科學系
- Department of Health Technology and Informatics  
醫療科技及資訊學系
- Department of Rehabilitation Sciences  
康復治療科學系
- School of Nursing 護理學院
- School of Optometry 眼科視光學院

## Faculty of Humanities 人文學院

- Department of Chinese and Bilingual Studies  
中文及雙語學系
- Department of Chinese Culture 中國文化學系
- Department of English 英文系
- Confucius Institute of Hong Kong 香港孔子學院
- English Language Centre 英語教學中心
- General Education Centre 通識教育中心



PolyU has established the College of Professional and Continuing Education (CPCE) to oversee the operation of two self-financed education units, namely Hong Kong Community College (HKCC) and School of Professional Education and Executive Development (SPEED).

理大設立了專業及持續教育學院，轄下教學單位包括香港專上學院及專業進修學院。

## Student Numbers 學生人數

In 2014/15, a total of 10,042 students, equivalent to 9,724 full-time students <sup>(Note)</sup>, were enrolled in the academic programmes offered by the two units under CPCE - Hong Kong Community College (HKCC) and School of Professional Education and Executive Development (SPEED). The distribution of CPCE student numbers was :

在二零一四至一五年度，專業及持續教育學院共有一萬零四十二名註冊學生（相當於九千七百二十四名全日制學生）<sup>（附註）</sup>就讀於其轄下單位—香港專上學院及專業進修學院。學生人數分佈如下：

### By Type of Programmes 以課程類別分類

|  | Headcounts<br>實際人數 |              | Full-time Equivalents<br>相等於全日制人數 |              |
|--|--------------------|--------------|-----------------------------------|--------------|
| <b>HKCC 香港專上學院</b>   | <b>6,786</b>       | <b>(68%)</b> | <b>6,786</b>                      | <b>(70%)</b> |
| Higher Diploma 高級文憑  | 447                | (4%)         | 447                               | (5%)         |
| Associate Degree 副學士   | 6,339              | (63%)        | 6,339                             | (65%)        |
| <b>SPEED 專業進修學院</b>  | <b>3,256</b>       | <b>(32%)</b> | <b>2,938</b>                      | <b>(30%)</b> |
| Bachelor's Degree 學士學位   | 3,007              | (30%)        | 2,731                             | (28%)        |
| Bachelor's Degree 學士學位 —<br>Franchised programmes of PolyU<br>理工大學特許經營課程 | 249                | (2%)         | 207                               | (2%)         |

### By Mode of Programmes 以修讀模式分類

|               | Headcounts<br>實際人數 |       | Full-time Equivalents<br>相等於全日制人數 |       |
|---------------|--------------------|-------|-----------------------------------|-------|
| Full-time 全日制 | 9,553              | (95%) | 9,479                             | (97%) |
| Part-time 兼讀制 | 489                | (5%)  | 245                               | (3%)  |

(Note: The above figures do not include students enrolled on programmes leading to awards of overseas universities, credit bearing courses offered under Credit Accumulation Mechanism (CAM), and other non-credit bearing courses offered via SPEED.

附註：上述數字不包括就讀於專業進修學院與海外大學合辦之課程、學分累積制及非學分累積制課程的學生。)



# COLLEGE OF PROFESSIONAL AND CONTINUING EDUCATION

## 專業及持續教育學院

### By Students' Place of Origin 以學生出生地區分類

|   | Headcounts<br>實際人數 | Full-time Equivalents<br>相等於全日制人數 |
|---|--------------------|-----------------------------------|
| Hong Kong 香港                                      | 9,984 (99%)        | 9,666 (99%)                       |
| Mainland, Macau & Taiwan<br>國內、澳門及台灣              | 56 (1%)            | 56 (1%)                           |
| Other overseas countries and regions<br>其他海外國家及地區 | 2 (<0.5%)          | 2 (<0.5%)                         |

### By Faculty / School 以學院分類

|   | Headcounts<br>實際人數 | Full-time Equivalents<br>相等於全日制人數 |
|---|--------------------|-----------------------------------|
| <b>PolyU 理工大學</b>   |                    |                                   |
| Franchised programmes 特許經營課程  |                    |                                   |
| Faculty of Health & Social Sciences<br>醫療及社會科學院                     | 95 (1%)            | 95 (1%)                           |
| Faculty of Humanities 人文學院  | 154 (2%)           | 112 (1%)                          |
| <b>College of Professional &amp; Continuing Education 專業及持續教育學院</b> |                    |                                   |
| Hong Kong Community College<br>香港專上學院                               | 6,786 (68%)        | 6,786 (70%)                       |
| School of Professional Education &<br>Executive Development 專業進修學院  | 3,007 (30%)        | 2,731 (28%)                       |

### Students' average age 平均學生年歲：

|                          |    |
|--------------------------|----|
| Full-time students 全日制學生 | 20 |
| Part-time students 兼讀制學生 | 27 |

### Gender ratio (male to female) 男女生比例（男：女）：

|                          |         |
|--------------------------|---------|
| Full-time students 全日制學生 | 0.7 : 1 |
| Part-time students 兼讀制學生 | 0.5 : 1 |



### Staff Numbers 教職員人數

696 staff members were employed at CPCE in 2014/15 (as of 31 December 2014), and the distribution was:

專業及持續教育學院於二零一四至一五年度（以二零一四年十二月三十一日計）共聘有六百九十六名教職員，分類如下：

|  | Permanent<br>長期制 | Full-time<br>Temporary<br>臨時全職制 | Part-time<br>Temporary<br>臨時兼職制 |
|--|------------------|---------------------------------|---------------------------------|
| Teaching grade 教學職級                            | 273 (54%)        | -                               | 163 (88%)                       |
| Administrative & professional grade<br>行政及專業職級 | 13 (3%)          | -                               | -                               |
| Technical grade 技術性職級                          | 3 (1%)           | -                               | 1 (1%)                          |
| General & ancillary grade<br>普通及輔助職級           | 213 (42%)        | 9 (100%)                        | 21 (11%)                        |
| <b>Total 總人數</b>                               | <b>502</b>       | <b>9</b>                        | <b>185</b>                      |



### Facilities 設施

Students of HKCC and SPEED pursue their studies in the two extended campuses of PolyU, namely the Hung Hom Bay Campus and the West Kowloon Campus.

香港專上學院和專業進修學院的學生在香港理工大學的兩所伸延校園—紅磡灣和西九龍校園—上課及學習。

The Hung Hom Bay Campus hosts applied social sciences, science & technology, design and other specialised programmes and is equipped with Design Studios, Metal and Wood Workshop, Healthcare Laboratory, Multi-Purpose Laboratory, Science Laboratory, etc. The West Kowloon Campus is mainly dedicated to the delivery of business, humanities and communication programmes and is equipped with U-shaped discussion classrooms and language laboratories catering for the teaching and learning needs of such programmes.

紅磡灣校園專供應用社會科學、科技、設計及專科課程使用，校園內設有多個特別教學室如設計工作室、金木工製作室、健康護理實習室、多用途實習室及科學實驗室等；而西九龍校園則主要為工商業，人文及傳意課程授課用途，校園設有語言學習室和馬蹄型課室方便課堂時交流討論。

At each campus, there are about 50 standard classrooms and 8-9 lecture theatres, as well as the following specially-designed learning facilities and sports facilities:

兩所校園除各自設有約五十間課室及八至九座演講廳外，更各自設有以下特別教學設施及體育設施：

### Learning Facilities 教學設施

- 2 - 4 "Interactive Classrooms" equipped with the latest audio-visual equipment  
二至四間設有先進視聽設備的「互動課室」
- 3 - 5 IT laboratories 三至五間資訊科技學習室
- A spacious computer centre with a seating capacity of 270 - 300  
電腦中心，可容納二百七十至三百人
- A library equipped with advanced e-resources capability  
圖書館提供先進的電子資源設施
- 3 - 5 language laboratories 三至五間語言學習室

### Sports and Performing Arts Facilities 體育及演藝設施

- A multi-purpose hall and gymnasium for basketball / volleyball / badminton / table-tennis 多用途會堂(可作籃球、排球、羽毛球或乒乓球場)
- A performing arts rehearsal room 演藝綵排室
- A fitness centre (available in West Kowloon Campus only)  
健身中心(只設在西九龍校園)
- A music room (available in West Kowloon Campus only) 音樂室(只設在西九龍校園)

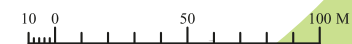
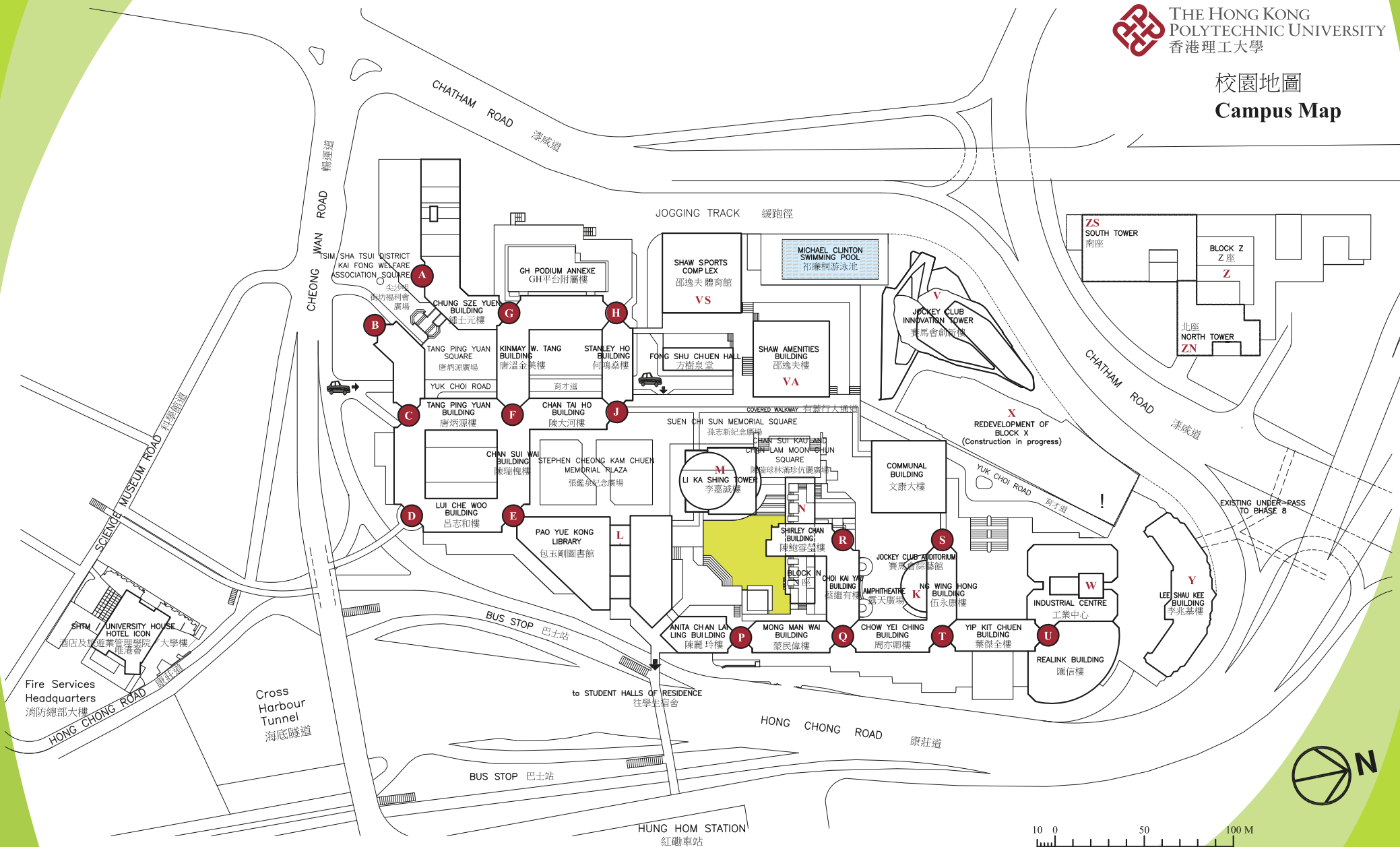


# PolyU Main Campus Map

# 理大校園地圖



校園地圖  
Campus Map



December 2015

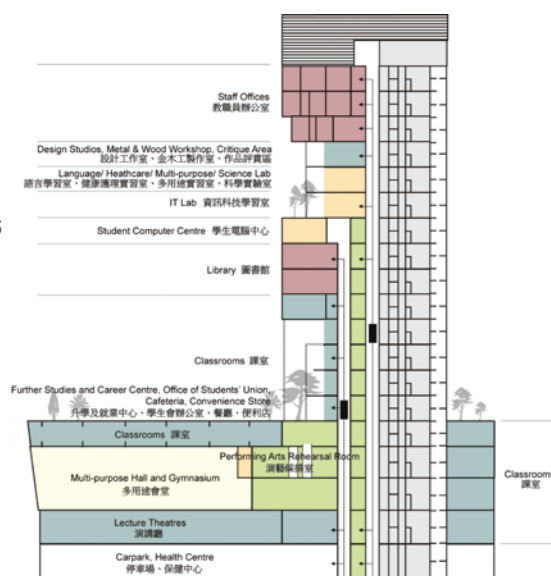


## EXTENDED CAMPUSES 伸延校園

## MOTTO 校訓

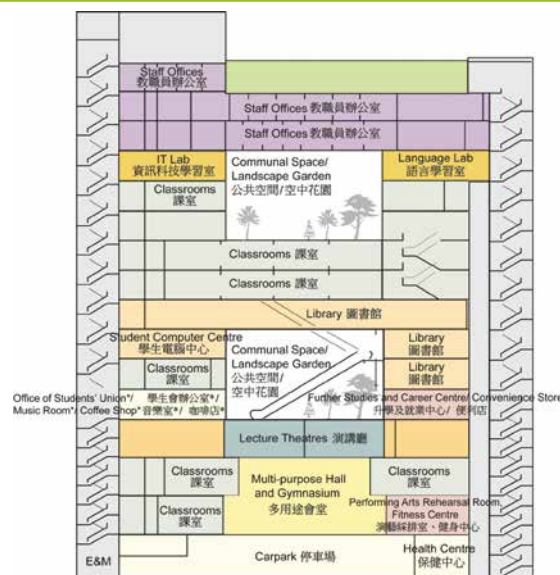
### The Hung Hom Bay Campus 紅磡灣校園

(8 Hung Lok Road, Hung Hom,  
Kowloon, Hong Kong  
香港九龍紅磡紅樂道8號)



### The West Kowloon Campus 西九龍校園

(9 Hoi Ting Road, Yau Ma Tei,  
Kowloon, Hong Kong  
香港九龍油麻地海庭道9號)



\* Facilities will be available in 2015/16 academic year.

### Our Motto

*To learn and to apply, for the benefit of mankind.*

### Our Vision

*Be a leading university that excels in professional education, applied research and partnership for the betterment of Hong Kong, the nation and the world.*

### Our Mission

1. To nurture graduates who are critical thinkers, effective communicators, innovative problem solvers, lifelong learners and ethical leaders.
2. To advance knowledge and the frontiers of technology to meet the changing needs of society.
3. To support a University community in which all members can excel through education and scholarship.

## 校訓

## 開物成務 勵學利民

## 願景

成為一所在專業教育、應用研究及夥伴協作方面表現卓越的大學，為香港、國家及世界作出貢獻。

## 使命

1. 培育敏於思辨、善於溝通、富於創見、精於解難、樂於學習、立於仁德的領導人才。
2. 推動知識創新，拓展科技前沿，以回應不斷變化的社會需求。
3. 營造優良的大學環境，讓員生透過教育及學術追求卓越。

## CONTACT INFORMATION 聯絡資料

The Hong Kong Polytechnic University  
Hung Hom  
Kowloon  
Hong Kong

香港理工大學  
紅磡  
九龍  
香港

Tel 電話 : (852) 2766 5111

Website 網址 : [www.polyu.edu.hk](http://www.polyu.edu.hk)

Compiled by Institutional Research and Planning Office 大學策劃處編製

December 2015

二零一五年十二月