

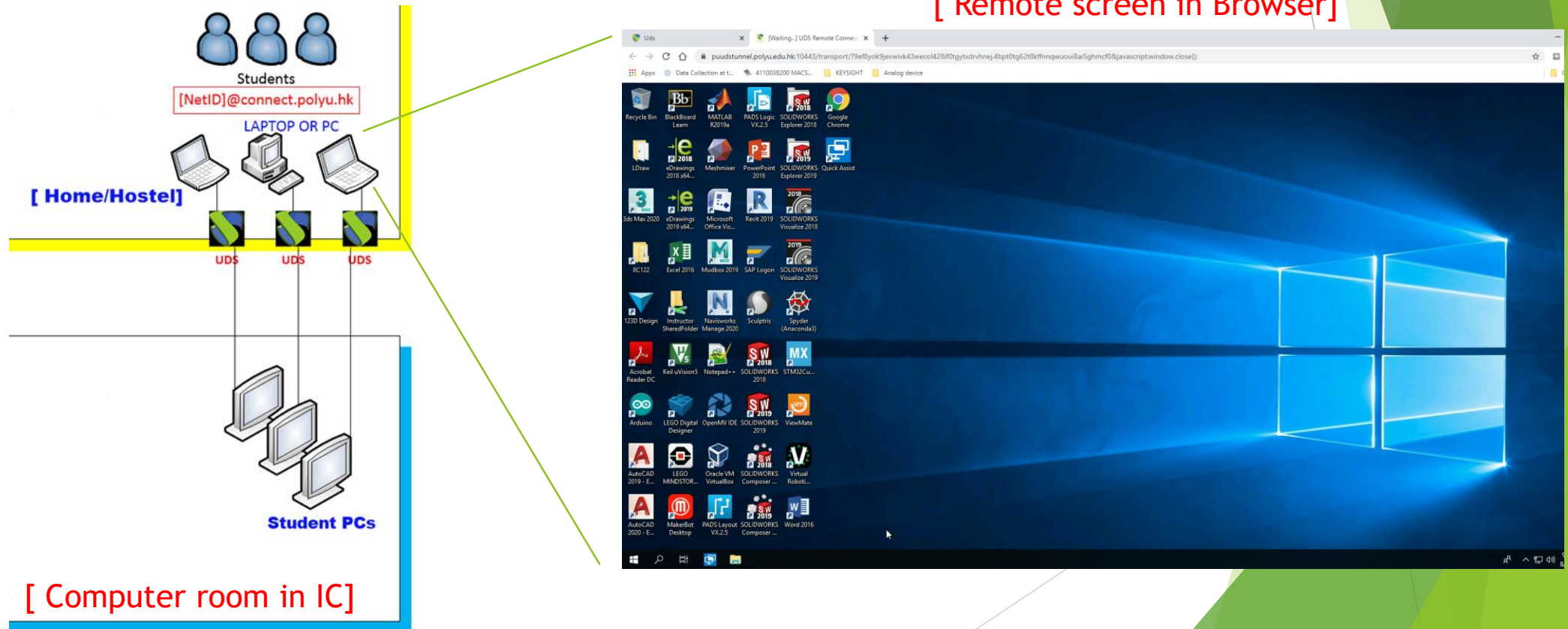
# UDS Guideline for Students for W311a/b

Date: Mar 2022

Prepared by EiA stream

# 1. Introduction

- ▶ UDS is the software platform which allows students to remote access the computers of Industrial Centre during class time.
- ▶ Therefore students can use various software like Powerlogic, Solidworks, regardless of the student's own PC capability. All you need is a stable internet connection.



## 2. Things to prepare

### ▶ Computer with a Mouse:

Get a computer with a traditional mouse (Left, right buttons and scrolling knob). This kind of mouse is necessary for many software like Solidworks, Powerlogic, etc. Special mice like gaming mouse are not recommended.



### ▶ A Good & Stable Network

Please make sure your computer is connected to a good and stable network. If possible, use LAN connection.

### ▶ Close all unused software

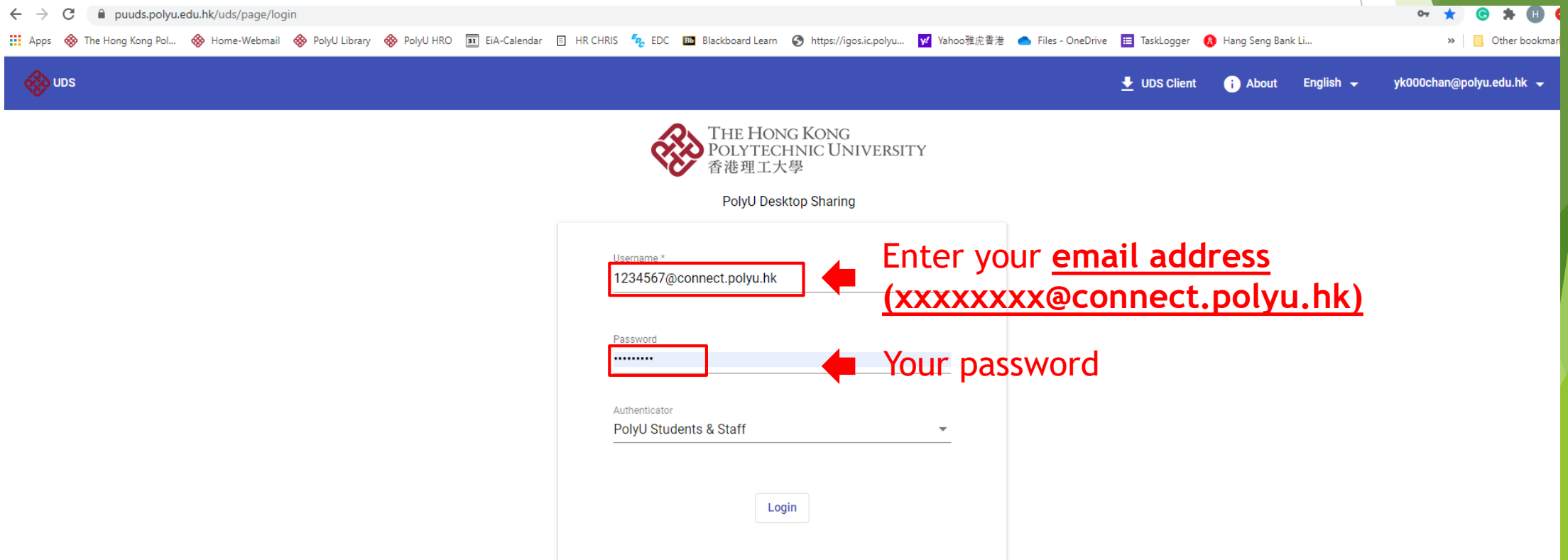
# 3. Getting Started

Step1- Enter the link in **CHROME** browser : <https://puuds.polyu.edu.hk/uds/page/login>

 Note: if you connect overseas, please install **VPN** and setup VPN connection before access to UDS.

[https://www.polyu.edu.hk/its/faq/index\\_detail.php?id=62](https://www.polyu.edu.hk/its/faq/index_detail.php?id=62)

Step2- The following login page will be shown. Please enter your mail account <NetID>@connect.polyu.hk **(must be in lower case)** and then your password.



UDS

UDS Client About English yk000chan@polyu.edu.hk

THE HONG KONG  
POLYTECHNIC UNIVERSITY  
香港理工大學

PolyU Desktop Sharing

Username \*  
1234567@connect.polyu.hk

Enter your email address  
(xxxxxxx@connect.polyu.hk)

Password  
.....

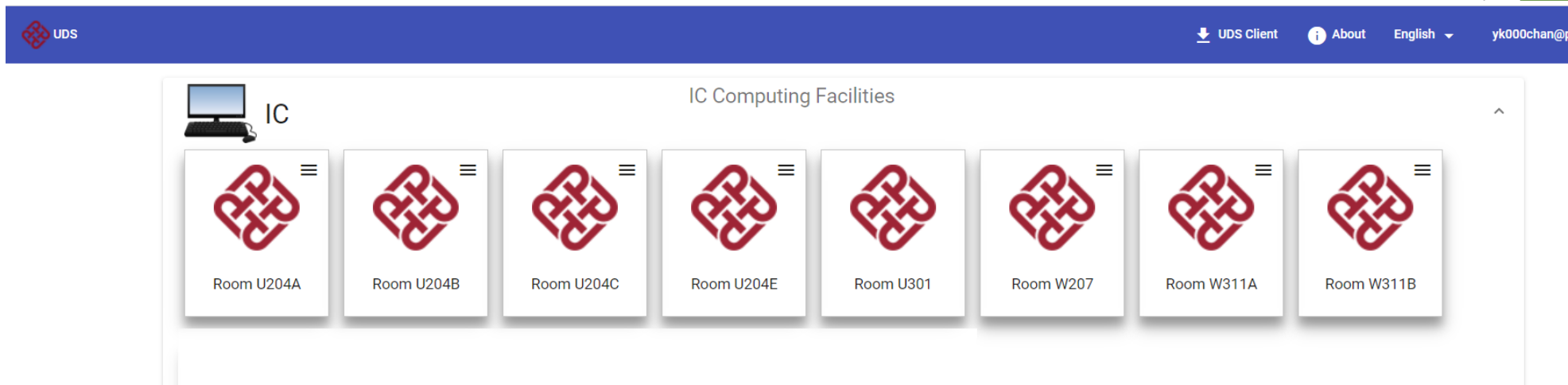
Your password

Authenticator  
PolyU Students & Staff

Login

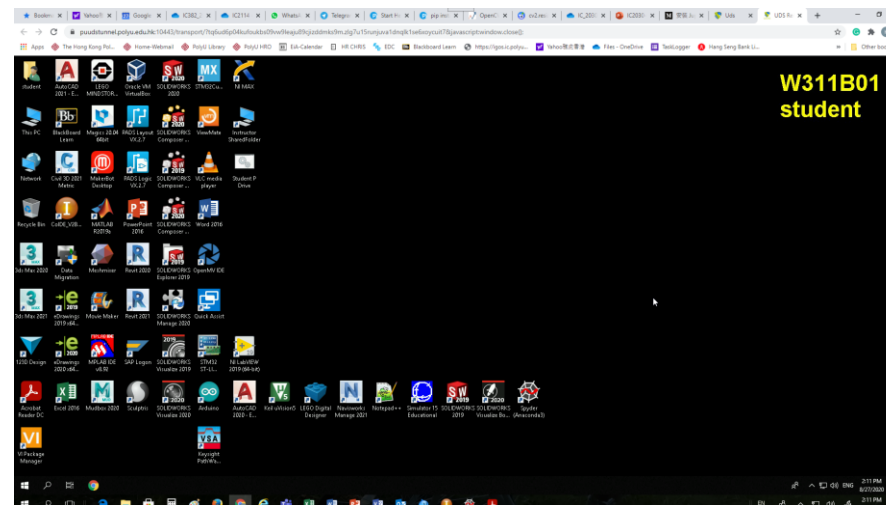
# 3. Getting Started (cont'd)

Step3- After successful login, please select the right room for the computer access.



Step4- After selecting the room, your browser will show the desktop of the remote PC.

Now you can use the PC remotely!



# 4. Things to Remember

- ▶ Save your work regularly in P drive.

Please use your own network drive P: to save your work by clicking this shortcut. Then enter your ID number and net-password.

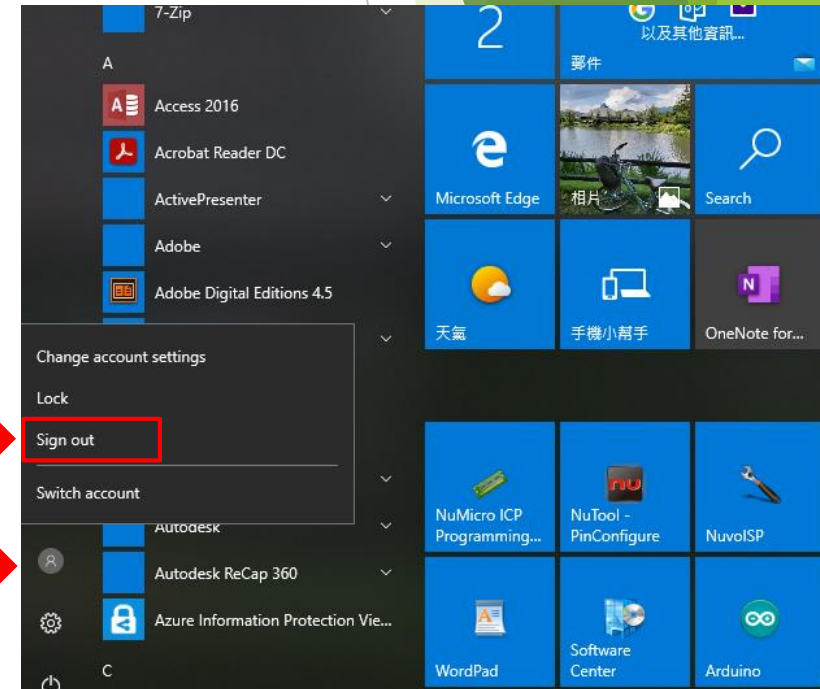
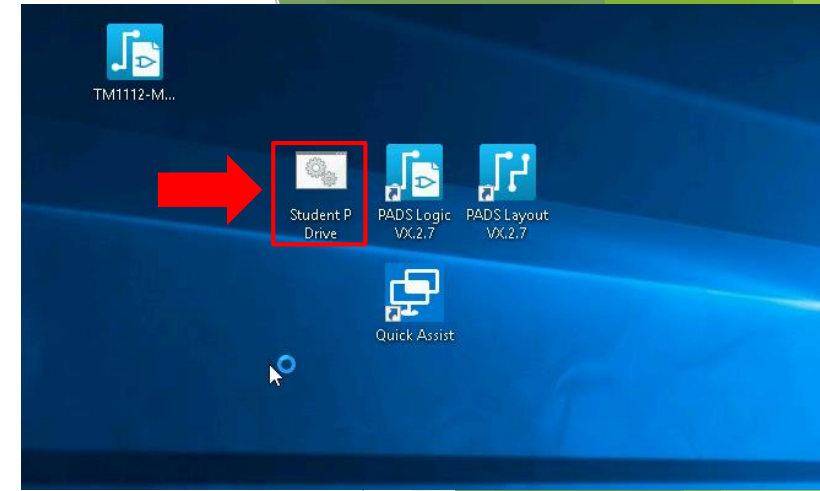
Do NOT use local drive. Otherwise, you may loses your work!

- ▶ Always Sign Out after use

Always “**Sign out**” in Windows toolbar before you leave by clicking the account icon. **DO NOT SHUT DOWN!**

- ▶ If you cannot connect to the computer room.....

Please give your ID to instructor to fix for you.



# 5. Quick Checklist

- ▶ Open the login page at <https://puuds.polyu.edu.hk/uds/page/login> by Chrome browser.
- ▶ If you are connected overseas, please enable **VPN first**.
- ▶ Login by using your PolyU email address in form of **<NetID>@connect.polyu.hk**.
- ▶ Ensure a **good and stable internet connection**.
- ▶ Run at **MS-Windows 10 or MacOS computer with a traditional mouse**.
- ▶ **Close all unused software** in your PC.
- ▶ **Save your work regularly in P drive**.
- ▶ **Sign out** after use.

**THE END**