



PURSUE A RESEARCH CAREER

2022-2023



THE HONG KONG
POLYTECHNIC UNIVERSITY
香港理工大學



PolyU 理大商學院
Business School
Innovation-driven Education and Scholarship



WHY HONG KONG

#7

IMD World Competitiveness Ranking 2021, based on economic performance, government efficiency, business efficiency, and infrastructure

#15

QS Best Student Cities 2022, based on university rankings, student mix, desirability, employer activity, affordability, and student view



WHY POLYU

#6

QS Top 50 Under 50 2021

#12

Times Higher Education (THE) Young University Rankings 2021

#23

Times Higher Education (THE) Asia University Rankings 2021

#25

QS Asia University Rankings 2021

WHY POLYU FACULTY OF BUSINESS

• Accreditations



• International Rankings

#1

Shipping research, based on Thomson Reuters' *ISI Web of Science* data 2018-2020

#5

ShanghaiRanking's Global Ranking of Academic Subjects (GRAS) 2021: Management

#29

Times Higher Education (THE) World University Rankings 2021 by Subject: Business and Economics

#59

UTD (University of Texas at Dallas) Top 100 Worldwide Business School Rankings Based on Research Contributions 2016-2020

• RESEARCH AREAS •

School of
**ACCOUNTING
& FINANCE**
會計及金融學院

• Accounting and Auditing

• Corporate Finance and Asset Pricing



ZHANG Jian, Janus

PhD Graduate

BSc in Mathematics
Sun Yat-sen University

Supervisor: Professor Jeffrey NG

Research Interests: Financial Accounting, Banking, Auditing

“ Pursuing a PhD degree at the School of Accounting and Finance was one of the best decisions I had made. The School provided us with a world-class research environment, supportive supervisors, adequate funding, comprehensive databases, empirical research-oriented courses, as well as frequent workshops and seminars delivered by renowned scholars from all over the world. The faculty members were productive and willing to guide and work with students. The students worked hard and were willing to collaborate and share experience with one another. With sufficient support from the School, every student was trained to be an independent researcher. Meanwhile, every student had great opportunities to enhance teaching skills. We participated in teaching workshops where faculty members shared their teaching experience. To gain first-hand experience, I taught tutorial classes and gave seminars independently. ”

Department of
**LOGISTICS
& MARITIME
STUDIES**
物流及航運學系

• Aviation Management and Economics

• Maritime Law and Shipping Finance

• Maritime Studies

• Operations Management

• Supply Chain Management

• Transport and Logistics Management



JIN Ziliang

PhD Student

BSc in Management Science
South China University of Technology

MSc in Production Engineering and Management
KTH Royal Institute of Technology

Supervisor: Dr PAN Kai

Research Interests: Stochastic Optimization, Integer Programming, Robust and Data-Driven Optimization

“ The Department of Logistics and Maritime Studies (LMS) at PolyU is the destination for me to learn and achieve my personal and professional goals. The faculty comprises distinctive thinkers and responsible educators who create a collaborative and supportive environment for students. Faculty members also carefully balance their efforts between teaching and mentoring students to ensure the high quality of education. With the great support of my supervisor, I get exposed to interesting topics, insightful ideas, and routes of research. Furthermore, collaboration does not stop at the walls of the department. LMS offers students numerous opportunities to connect with top-level researchers and top-tier business schools in the world, develop their talents, and work hard. If you come here, you will find that studies and research require a great deal of time and effort, but the rewards are tremendous. ”

• RESEARCH AREAS •

Department of
**MANAGEMENT
& MARKETING**
管理及市場學系

• Management

• Marketing

• Management Information Systems



WANG Yijie

PhD Student

BBA in Accounting and Finance
University of Iowa

MA in Economics
University of California, Santa Barbara

Supervisor: Professor Yuwei JIANG

Research Interests: *Social Influence on Consumer Behaviour, Psychology of Time, Visual Marketing*

“

It is an amazing adventure pursuing my PhD in the Department of Management and Marketing at PolyU. In this programme, I benefit a lot not only from the diverse advanced courses of PolyU such as Research Methodology and Consumer Behaviour, but also the opportunities to take courses offered by other institutions. Besides coursework, faculty members in the department provide me with intellectual guidance for both my research and future career planning. In the department, I have many chances to interact not only with my intelligent supervisor but also with different talented faculty members. In addition, our department hosts many research seminars with top-level scholars sharing their interesting research and views. It also fully supports us with top-level research resources, such as e-library and latest research journals, advanced lab equipment, and adequate research funding. With sufficient support from the department and my supervisor, I am on the way to becoming an independent researcher. I have been working on research projects in different stages. For example, one research paper has been conditionally accepted by the *Journal of Marketing* and another one is currently under review by the *Journal of Marketing Research*.

”

• RESEARCH STUDENT ACTIVITIES •



Faculty of Business:
Gathering with Academic Staff



School of Accounting and Finance:
Doctoral Consortium of 2019 MIT Asia Conference
in Accounting



Department of Logistics and Maritime Studies:
Research Postgraduate Student Symposium



Department of Management and Marketing:
8th Symposium of the Centre for Leadership & Innovation -
“The Future of Work Driving Change in Organizations”

RESEARCH PROGRAMMES

Our research programmes are designed to prepare students for a career in academic research and teaching. The programmes are broad-based and provide a rigorous foundation on which the students can build an academic career of their choice.

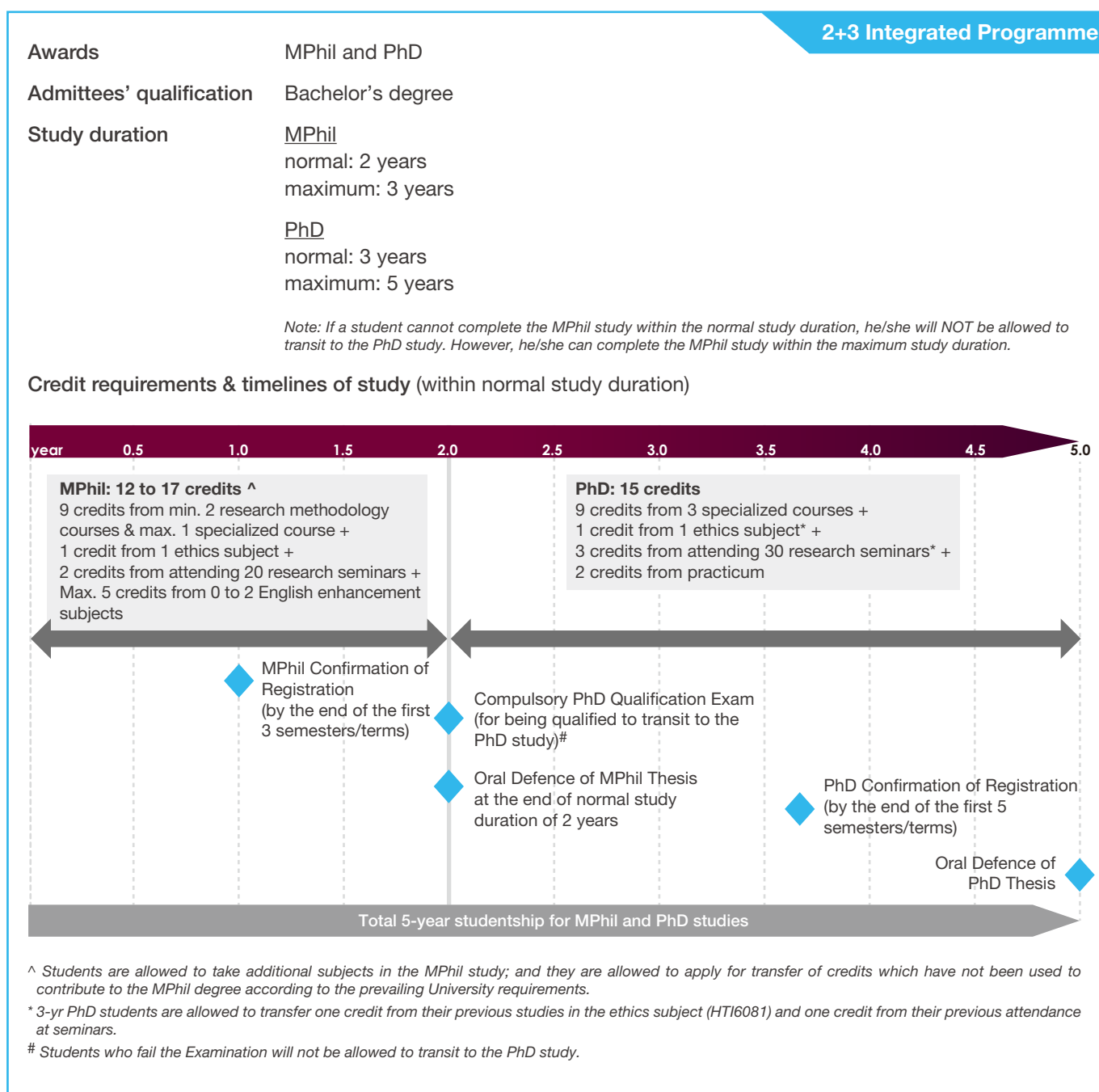
Our research programmes are:

1. **2+3 Integrated Programme (2-year MPhil followed by a 3-year PhD programme)** - Students will first complete an MPhil programme. After successful completion of the MPhil programme, students will transit to the PhD programme. Hence, the MPhil programme is an integrated part of the PhD programme. The 2+3 Integrated Programme enables the students to train for longer, which improves their research knowledge, their research record, and increases their chances of obtaining a better academic position when they graduate.

OR

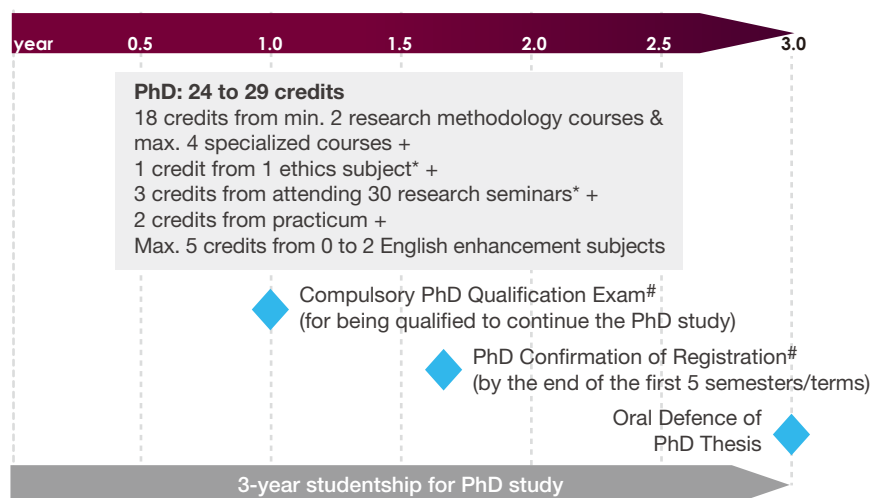
2. **Direct-entry PhD Programme** - Hong Kong PhD Fellowship Scheme (HKPFS) awardees and MPhil graduates of FB, PolyU will be admitted to the direct-entry PhD programme. Other students will normally enter the 2+3 Integrated Programme instead, so as to be trained for longer as indicated above.

Programme Structure



| | |
|---------------------------|---|
| Award <small>NOTE</small> | PhD |
| Admittees' qualification | Master's degree with research component |
| Study duration | normal: 3 years maximum: 5 years |

Credit requirements & timelines of study (within normal study duration)



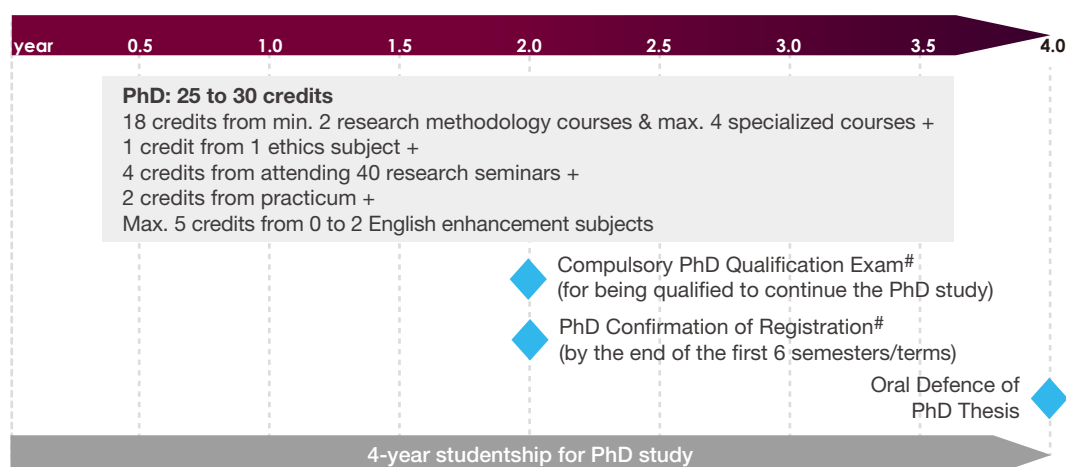
* 3-yr PhD students are allowed to apply to transfer one credit from their previous studies in the ethics subject (HT16081) and one credit from their previous attendance at seminars.

[#] i. Departments can integrate the two elements as long as the Confirmation of Registration is successfully carried out by the end of the first five semesters/terms as required by the University.

ii. Students who fail the compulsory PhD Qualification Exam will be required to exit with the MPhil degree (subject to meeting all the relevant MPhil requirements).

| | |
|---------------------------|--|
| Award <small>NOTE</small> | PhD |
| Admittees' qualification | Bachelor's degree or Master's degree without research component |
| Study duration | normal: 4 years maximum: 6 years |

Credit requirements & timelines of study (within normal study duration)



[#] i. Departments can integrate the two elements as long as the Confirmation of Registration is successfully carried out by the end of the first six semesters/terms as required by the University.

ii. Students who fail the compulsory PhD Qualification Exam will be required to exit with the MPhil degree (subject to meeting all the relevant MPhil requirements).

Note

Students can exit with a Master of Philosophy (MPhil) degree if they have completed 12 credits from a minimum of 2 research methodology courses and a maximum of 2 specialized courses, 1 credit from one ethics subject and 2 credits from attending 20 research seminars.

Admissions and Entrance Requirements

| | 2+3 Integrated Programme | Direct-entry PhD Programme |
|-------------------------------|---|---|
| Admission Entry | To apply for “MPhil” at eAdmission | To apply for “PhD” at eAdmission |
| General Entrance Requirements | At least hold a Bachelor’s degree with Second Class Honours or above (or equivalent qualification) conferred by a recognised university. | <p><u>3-year PhD Programme</u> Normally hold an MPhil or equivalent (a research postgraduate degree with a dissertation as an award requirement) conferred by a recognised university.</p> <p><u>4-year PhD Programme</u> Normally hold:</p> <ul style="list-style-type: none"> - A Master’s degree; OR - A Bachelor’s degree with First Class Honours (or equivalent qualification), conferred by a recognised university. <p>* Please note, as indicated above, the 2+3 Integrated Programme enables the students to train for longer, which improves their research knowledge, their research record, and increases their chances of obtaining a better academic position when they graduate. This is why our graduate students enter into this option rather than into the other options in our programmes for graduate study.</p> |
| | PolyU may accept other equivalent qualifications. The decision is made on an individual basis. | |
| English Language Requirements | Applicants who do not have a degree for which English was the language of instruction at a recognized university are required to fulfil the University's minimum English language requirements for admission. Please refer to the "Admission Requirements" section for Research Postgraduate Programmes at Study@PolyU for details. | |
| Faculty Entrance Requirement | GMAT or GRE results are required. | |

Year-round Schedule for 2022/23 Admissions

(For exact dates, please refer to PolyU eAdmission)

| Research Areas | Semester One | Semester Two | Summer Term |
|--------------------------------|-----------------------|-----------------------|----------------------|
| Accounting and Finance | Sept 2021 to May 2022 | Feb 2022 to Sept 2022 | May 2022 to Jan 2023 |
| Logistics and Maritime Studies | | | |
| Management and Marketing | | | |

Due to a very limited quota, you are encouraged to apply as soon as possible to increase your chances of admission. However, some departments may decide to set their own deadlines to meet their needs.

Support

- Research studentship with a stipend of HK\$18,100 per month (subject to revision) for full-time research students based on academic merit (subject to the decision of the department)
- One extra year of PhD studentship for students with outstanding academic performance
- Tuition scholarships for students with outstanding academic records
- Opportunities to attend international conferences
- Accommodation at the Student Halls of Residence (at students' own expense)
- Access to excellent library, computing and other facilities

Tuition Fee

| | |
|--|--|
| Annual tuition fee | HK\$42,100 * (HK\$84,200 for non-UGC-funded students who receive no stipend and no external funding support but some funding from the department) |
| Continuation fee for each semester / term beyond the normal study period | HK\$7,017 |
| Examination fee | HK\$2,000 (for MPhil) HK\$2,000 (for PhD) |

** Starting from 2018/19 academic year, the Government provides tuition waiver for all local students enrolled in UGC-funded research postgraduate programmes during the normal study period.*

General Enquiries

Email: fb.rpss.enquiry@polyu.edu.hk

Tel: (852) 2766 7087

Online application: <https://www38.polyu.edu.hk/eAdmission/index.do>

