

# A perimeter-decreasing and area-conserving algorithm for surface diffusion flow of curves

Wei Jiang<sup>a</sup>, Buyang Li<sup>b,\*</sup>

<sup>a</sup>*School of Mathematics and Statistics & Hubei Key Laboratory of Computational Science,  
Wuhan University, Wuhan 430072, P. R. China.*

<sup>b</sup>*Department of Applied Mathematics, The Hong Kong Polytechnic University, Hong Kong.*

---

## Abstract

A fully discrete finite element method, based on a new weak formulation and a new time-stepping scheme, is proposed for the surface diffusion flow of closed curves in the two-dimensional plane. It is proved that the proposed method can preserve two geometric structures simultaneously in the discrete level, i.e., the perimeter of the curve decreases in time while the area enclosed by the curve is conserved. Numerical examples are provided to demonstrate the convergence of the proposed method and the effectiveness of the method in preserving the two geometric structures.

*Keywords:* surface diffusion flow, area conservation, perimeter decrease, parametric, weak formulation, time stepping, finite element method.

*2010 MSC:* 35Q55, 65M70, 65N25, 65N35, 81Q05

---

## 1. Introduction

This article concerns the numerical approximation to the surface diffusion flow of closed curves in the two-dimensional plane, i.e., the evolution of a curve

$$\Gamma[\mathbf{X}(\cdot, t)] = \{\mathbf{X}(\xi, t) : \xi \in I\}, \quad t \in [0, T],$$

---

<sup>☆</sup>This work is supported by the National Natural Science Foundation of China (project no. 11871384) and the Hong Kong Research Grants Council (GRF project no. 15300920).

\*Corresponding author

*Email addresses:* [jiangwei1007@whu.edu.cn](mailto:jiangwei1007@whu.edu.cn) (Wei Jiang), [buyang.li@polyu.edu.hk](mailto:buyang.li@polyu.edu.hk) (Buyang Li)

determined by a parametrization  $\mathbf{X}(\cdot, t) : I \rightarrow \mathbb{R}^2$ , where  $I = [0, 1]$  is the periodic unit interval (one-dimensional torus which identifies 0 and 1), satisfying the fourth-order geometric evolution equation

$$\begin{cases} \partial_t \mathbf{X} = -[\partial_\Gamma^2(\boldsymbol{\kappa} \cdot \boldsymbol{\nu})]\boldsymbol{\nu}, \\ \boldsymbol{\kappa} = \partial_\Gamma \boldsymbol{\tau}, \end{cases} \quad \text{on } I \times [0, T], \quad (1)$$

where  $\boldsymbol{\kappa} = \boldsymbol{\kappa}(\xi, t)$ ,  $\boldsymbol{\nu} = \boldsymbol{\nu}(\xi, t)$  and  $\boldsymbol{\tau} = \boldsymbol{\tau}(\xi, t)$  are the curvature vector, inward unit normal vector and unit tangential vector of the curve  $\Gamma[\mathbf{X}(\cdot, t)]$  at the point  $\mathbf{X}(\xi, t)$ . The notation  $\partial_\Gamma$  represents tangential differentiation along the curve  $\Gamma$ , defined by

$$\partial_\Gamma v(\xi, t) := \frac{\partial_\xi v(\xi, t)}{|\partial_\xi \mathbf{X}(\xi, t)|} \quad \text{for a function } v \text{ defined on } I \times [0, T].$$

The parametric equation (1) for surface diffusion flow was proposed by Mullins in 1957 for modeling the evolution of microstructure in polycrystalline materials [28]. The existence of solutions to the surface diffusion flow was shown in [20]. The surface diffusion equation was generalized to include anisotropic effects of crystalline films in [12, 21, 27, 31]. These models play important roles in various applications in materials science and solid-state dewetting; see [3, 22–26, 30, 32] and the references therein.

It is well-known that the surface diffusion flow described by (1) is the  $H^{-1}$  gradient flow of the perimeter functional (see [12, 29])

$$|\Gamma[\mathbf{X}(\cdot, t)]| = \int_I |\partial_\xi \mathbf{X}(\xi, t)| d\xi.$$

As a result, the surface diffusion flow has two geometric structures:

- (i) The perimeter of the evolving curve decreases in time;
- (ii) The area enclosed by the curve is conserved in the evolution.

These geometric structures are also desired in the numerical approximation of surface diffusion flow.

Many numerical schemes have been developed for simulating the evolution of a curve/surface in 2D/3D governed by surface diffusion flow. For example,

Bänsch et al. proposed finite element methods (FEMs) for the non-parametric equations describing surface diffusion flow of graphs [1] and for the parametric equations describing surface diffusion flow of closed curves [2]. In the graph case, the area of the numerically computed surface decreases in time while the volume enclosed by the surface is conserved for both semi-discrete and fully discrete schemes; in the parametric case, however, the area of the surface decreases (see Theorem 2.1 in [2]) while the volume enclosed by the surface may change in time. Parametric FEMs based on novel variational formulations were developed in [5, 7, 9, 11]. These methods yield good mesh distribution and unconditional stability. The generalization to anisotropic surface diffusion flows and axisymmetric geometry cases was made in [6, 8, 10]. These methods can preserve the perimeter decrease in 2D (or area decrease in 3D) in the fully-discrete finite element scheme, and the area conservation in 2D (or volume conservation in 3D) only in the semi-discrete FEM. More recently, Jiang et al. developed parametric FEMs for simulating solid-state dewetting problems described by surface diffusion flow and contact line migration in 2D [4] and 3D [33], without considering the perimeter/area decrease and area/volume conservation properties in the discrete level.

Overall, existing numerical methods for parametric surface diffusion flow often yield curves/surfaces with decreasing perimeter/area, while the area/volume enclosed by the curve/surface is conserved only in the semi-discrete FEMs. In this paper, we construct a fully discrete parametric FEM for surface diffusion flow of closed curves, based on a new weak formulation and a new time-stepping scheme, to preserve the two geometric structures simultaneously.

The rest of paper is organized as follows. In section 2, we propose a new weak formulation for solving problem (1), then a parametric FEM is used to discretize the weak formulation and results in a nonlinear system of equations. In section 3, we rigorously prove that the numerical scheme is area-preserving and perimeter-decreasing. In section 4, we present some numerical simulations to demonstrate the accuracy and efficiency of the proposed method. Finally, we draw some conclusions in section 5.

## 2. The numerical method

In this section, we introduce a new variational formulation of the surface diffusion flow equation (1) and then propose fully discrete FEMs corresponding to the variational forms.

### 2.1. Notation of spatial and temporal discretizations

Let  $0 = \xi_0 < \xi_1 < \dots < \xi_M = 1$  be a quasi-uniform partition of the interval  $I$  (where we identify  $\xi_0$  and  $\xi_M$ ), which is divided into  $M$  subintervals labeled as  $I_j := [\xi_{j-1}, \xi_j]$ ,  $j = 1, \dots, M$ . We define the following finite element spaces of piecewise linear functions subject to the partition, i.e.,

$$V_h = \{\varphi \in C(I; \mathbb{R}) : \varphi(0) = \varphi(1), \varphi|_{I_j} \in P_1, j = 1, 2, \dots, M\}, \quad (2)$$

$$\mathbf{V}_h = \{\boldsymbol{\psi} \in C(I; \mathbb{R}^2) : \boldsymbol{\psi}(0) = \boldsymbol{\psi}(1), \boldsymbol{\psi}|_{I_j} \in P_1 \times P_1, j = 1, 2, \dots, M\}, \quad (3)$$

where  $P_1$  denotes the space of polynomials of degree  $\leq 1$ .

Let  $t_n = n\tau$ ,  $n = 0, 1, 2, \dots, N$ , be a uniform partition of the time interval  $[0, T]$  with stepsize  $\tau = T/N$ . For each  $n = 1, \dots, N$ , we denote by  $\Gamma_h^n$  a piecewise linear curve determined by a sequence of non-coincident nodes  $\mathbf{x}_j^n \in \mathbb{R}^2$ ,  $j = 1, \dots, M$  in the counter clockwise order, approximating the closed curve  $\Gamma[\mathbf{X}(\cdot, t_n)]$ . Correspondingly, the nodal vector  $\mathbf{x}^n = (\mathbf{x}_1^n, \dots, \mathbf{x}_M^n)$  uniquely determines a finite element function  $\mathbf{X}_h^n \in \mathbf{V}_h$  which parametrizes  $\Gamma_h^n$ , satisfying

$$\mathbf{X}_h^n(\xi_j) = \mathbf{x}_j^n, \quad j = 1, \dots, M.$$

We assume that  $\mathbf{X}_h^{n-1} \in \mathbf{V}_h$  is given and look for  $\mathbf{X}_h^n \in \mathbf{V}_h$  by an implicit time-stepping scheme defined below.

In the time interval  $[t_{n-1}, t_n]$ , we define the intermediate curves

$$\Gamma_h(t) = \{\mathbf{X}_h(\xi, t) : \xi \in [0, 1]\}$$

with parametrization

$$\mathbf{X}_h(\xi, t) = \frac{t_n - t}{\tau} \mathbf{X}_h^{n-1}(\xi) + \frac{t - t_{n-1}}{\tau} \mathbf{X}_h^n(\xi), \quad t \in [t_{n-1}, t_n]. \quad (4)$$

Then for a fixed  $\xi \in I$  the material point  $\mathbf{X}(\xi, t)$  on the intermediate curve  $\Gamma_h(t)$  moves with velocity

$$\mathbf{v}_h^n(\xi) = \frac{\mathbf{X}_h^n(\xi) - \mathbf{X}_h^{n-1}(\xi)}{\tau}, \quad (5)$$

which is a finite element function in  $\mathbf{V}_h$  independent of time.

The unit normal and tangential vectors at the  $\mathbf{X}_h(\xi, t) \in \Gamma_h(t)$  are given by

$$\boldsymbol{\nu}_h(\xi, t) = \frac{\partial_\xi \mathbf{X}_h(\xi, t)^\perp}{|\partial_\xi \mathbf{X}_h(\xi, t)|} \quad \text{and} \quad \boldsymbol{\tau}_h(\xi, t) = \frac{\partial_\xi \mathbf{X}_h(\xi, t)}{|\partial_\xi \mathbf{X}_h(\xi, t)|}, \quad (6)$$

respectively, where  $^\perp$  denotes rotation of a vector by an angle  $\pi/2$  in the counter clockwise direction. These notations will be used in the following two subsections to define numerical schemes for (1).

## 2.2. A structure preserving FEM

We decompose the curvature vector into its normal and tangential components, separately, i.e.,

$$\boldsymbol{\kappa} = p \boldsymbol{\nu} + q \boldsymbol{\tau},$$

where  $p$  and  $q$  are scalar functions (in fact,  $q = 0$  for the continuous problem).

With these notations, we rewrite equation (1) as

$$\partial_t \mathbf{X} \cdot \boldsymbol{\nu} = -\partial_\Gamma^2 p, \quad (7a)$$

$$\partial_t \mathbf{X} \cdot \boldsymbol{\tau} = 0, \quad (7b)$$

$$p \boldsymbol{\nu} + q \boldsymbol{\tau} = \partial_\Gamma \boldsymbol{\tau}. \quad (7c)$$

Let  $H^1(I) = \{\phi \in H^1(0, 1) : \phi(0) = \phi(1)\}$  and consider the following weak formulation of (7): find  $\mathbf{X}(\cdot, t) \in H^1(I) \times H^1(I)$  and  $p(\cdot, t), q(\cdot, t) \in H^1(I)$  such that the equations

$$\int_I \partial_t \mathbf{X}(\cdot, t) \cdot (\phi \boldsymbol{\nu}) \, d\Gamma(t) = \int_I \partial_\Gamma p \partial_\Gamma \phi \, d\Gamma(t), \quad \forall \phi \in H^1(I), \quad (8a)$$

$$\int_I \partial_t \mathbf{X}(\cdot, t) \cdot (\varphi \boldsymbol{\tau}) \, d\Gamma(t) = 0, \quad \forall \varphi \in H^1(I), \quad (8b)$$

$$\int_I (p \boldsymbol{\nu} + q \boldsymbol{\tau}) \cdot \boldsymbol{\psi} \, d\Gamma(t) = - \int_I \boldsymbol{\tau} \cdot \partial_\Gamma \boldsymbol{\psi} \, d\Gamma(t), \quad \forall \boldsymbol{\psi} \in H^1(I) \times H^1(I), \quad (8c)$$

hold for all  $t \in (0, T]$  under an initial condition  $\mathbf{X}(\xi, 0) = \mathbf{X}_0(\xi)$ , where  $\mathbf{X}_0$  is a given parametrization of the curve at time  $t = 0$ , and

$$d\Gamma(t) := |\partial_\xi \mathbf{X}(\xi, t)| d\xi.$$

On the intermediate curve  $\Gamma_h(t)$ , we approximate the curvature at the point  $\mathbf{X}_h(\xi, t)$  by a function

$$\boldsymbol{\kappa}_h(\xi, t) = p_h(\xi) \boldsymbol{\nu}_h(\xi, t) + q_h(\xi) \boldsymbol{\tau}_h(\xi, t), \quad (9)$$

with some finite element functions  $p_h, q_h \in V_h$  independent of time when  $t \in [t_{n-1}, t_n]$ .

By using the discrete velocity and curvature defined by (5) and (9), we look for  $\mathbf{X}_h^n \in \mathbf{V}_h$  and  $p_h^n, q_h^n \in V_h$  satisfying the following equations:

$$\int_{t_{n-1}}^{t_n} \int_I \mathbf{v}_h^n \cdot (\phi_h \boldsymbol{\nu}_h) d\Gamma_h(t) dt = \int_{t_{n-1}}^{t_n} \int_I \partial_\Gamma p_h^n \partial_\Gamma \phi_h d\Gamma_h(t) dt, \quad \forall \phi_h \in V_h, \quad (10a)$$

$$\int_{t_{n-1}}^{t_n} \int_I \mathbf{v}_h^n \cdot (\varphi_h \boldsymbol{\tau}_h) d\Gamma_h(t) dt = 0, \quad \forall \varphi_h \in V_h, \quad (10b)$$

$$\int_{t_{n-1}}^{t_n} \int_I (p_h^n \boldsymbol{\nu}_h + q_h^n \boldsymbol{\tau}_h) \cdot \boldsymbol{\psi}_h d\Gamma_h(t) dt = \sum_{j=1}^M \boldsymbol{\psi}_h(\xi_j) \cdot \int_{t_{n-1}}^{t_n} [\boldsymbol{\tau}_h]_j dt, \quad \forall \boldsymbol{\psi}_h \in \mathbf{V}_h, \quad (10c)$$

where  $d\Gamma_h(t) := |\partial_\xi \mathbf{X}_h(\xi, t)| d\xi$  and

$$[\boldsymbol{\tau}_h]_j = \lim_{\varepsilon \rightarrow 0} (\boldsymbol{\tau}_h(\xi_j + \varepsilon, t) - \boldsymbol{\tau}_h(\xi_j - \varepsilon, t))$$

denotes the jump of tangential vector at the node  $\mathbf{X}_h(\xi_j, t)$ . The right side of (10c) is obtained by using the identity

$$\partial_\xi \boldsymbol{\tau}_h(\xi, t) = \sum_{j=1}^M [\boldsymbol{\tau}_h]_j \delta(\xi - \xi_j)$$

for the piecewise constant function  $\boldsymbol{\tau}_h$ , where  $\delta(\xi - \xi_j)$  denotes the Dirac delta function centered at the point  $\xi_j$ .

If we denote

$$\boldsymbol{\nu}_h^n(\xi) = \int_{t_{n-1}}^{t_n} \boldsymbol{\nu}_h |\partial_\xi \mathbf{X}_h| dt = \int_{t_{n-1}}^{t_n} (\partial_\xi \mathbf{X}_h)^\perp dt, \quad (11)$$

$$\boldsymbol{\tau}_h^n(\xi) = \int_{t_{n-1}}^{t_n} \boldsymbol{\tau}_h |\partial_\xi \mathbf{X}_h| dt = \int_{t_{n-1}}^{t_n} \partial_\xi \mathbf{X}_h dt, \quad (12)$$

$$\rho_h^n(\xi) = \int_{t_{n-1}}^{t_n} |\partial_\xi \mathbf{X}_h|^{-1} dt, \quad (13)$$

then (10) can be equivalently as: find  $\mathbf{X}_h^n \in \mathbf{V}_h$  and  $p_h^n, q_h^n \in V_h$  such that

$$\int_I \frac{\mathbf{X}_h^n - \mathbf{X}_h^{n-1}}{\tau} \cdot (\phi_h \boldsymbol{\nu}_h^n) d\xi = \int_I \partial_\xi p_h^n \partial_\xi \phi_h \rho_h^n d\xi, \quad \forall \phi_h \in V_h, \quad (14a)$$

$$\int_I \frac{\mathbf{X}_h^n - \mathbf{X}_h^{n-1}}{\tau} \cdot (\varphi_h \boldsymbol{\tau}_h^n) d\xi = 0, \quad \forall \varphi_h \in V_h, \quad (14b)$$

$$\int_I (p_h^n \boldsymbol{\nu}_h^n + q_h^n \boldsymbol{\tau}_h^n) \cdot \boldsymbol{\psi}_h d\xi = \sum_{j=1}^M \boldsymbol{\psi}_h(\xi_j) \cdot \int_{t_{n-1}}^{t_n} [\boldsymbol{\tau}_h]_j dt, \quad \forall \boldsymbol{\psi}_h \in \mathbf{V}_h. \quad (14c)$$

The numerical scheme (14) together with (11)-(13) is a nonlinear system of equations, which can be solved by using the following Newton's iteration.

### 2.3. Properties of the numerical method

In this subsection, we prove that the proposed numerical scheme (14), or its equivalent form (10), can preserve the two geometric structures (i) and (ii) mentioned in the introduction section.

Let  $L(t_n)$  be the perimeter of the piecewise linear curve  $\Gamma_h(t_n)$ , and let  $A(t_n)$  be the area of the polygonal region enclosed by  $\Gamma_h(t_n)$ .

**Theorem 1.** *The solution of (14) has the following properties:*

- (1)  $A(t_n) = A(t_{n-1})$ ,
- (2)  $L(t_n) \leq L(t_{n-1})$ .

*Proof.* We use the equivalent formulation (10) to prove these properties. By integrating the identity

$$\frac{d}{dt} A(t) = - \int_I \mathbf{v}_h^n \cdot \boldsymbol{\nu}_h d\Gamma_h(t),$$

in time for  $t \in [t_{n-1}, t_n]$  and setting  $\phi_h = 1$  in (10a), we obtain

$$\begin{aligned} A(t_n) - A(t_{n-1}) &= - \int_{t_{n-1}}^{t_n} \int_I \mathbf{v}_h^n \cdot \boldsymbol{\nu}_h \, d\Gamma_h(t) dt \\ &= - \int_{t_{n-1}}^{t_n} \int_I \partial_\Gamma p_h^n \cdot \partial_\Gamma 1 \, d\Gamma_h(t) dt \\ &= 0. \end{aligned}$$

This proves that the area enclosed by the curve is conserved during the evolution.

We use the following expression for the perimeter of the piecewise linear curve  $\Gamma_h(t)$ :

$$L(t) = \sum_{j=1}^M \int_{\xi_{j-1}}^{\xi_j} |\partial_\xi \mathbf{X}_h(\xi, t)| \, d\xi.$$

Differentiating this expression in time yields

$$\begin{aligned} \frac{d}{dt} L(t) &= \sum_{j=1}^M \int_{\xi_{j-1}}^{\xi_j} \partial_t |\partial_\xi \mathbf{X}_h(\xi, t)| \, d\xi \\ &= \sum_{j=1}^M \int_{\xi_{j-1}}^{\xi_j} \frac{\partial_\xi \mathbf{X}_h(\xi, t)}{|\partial_\xi \mathbf{X}_h(\xi, t)|} \cdot \partial_\xi \partial_t \mathbf{X}_h(\xi, t) \, d\xi \\ &= \sum_{j=1}^M \int_{\xi_{j-1}}^{\xi_j} \boldsymbol{\tau}_h \cdot \partial_\xi \mathbf{v}_h \, d\xi \\ &= - \sum_{j=1}^M [\boldsymbol{\tau}_h]_j \cdot \mathbf{v}_h(\xi_j), \end{aligned}$$

where we have used integration by parts on each subinterval  $[\xi_{j-1}, \xi_j]$ . By integrating the equality above with respect to time from  $t_{n-1}$  to  $t_n$ , we obtain

$$\begin{aligned} L(t_n) - L(t_{n-1}) &= - \sum_{j=1}^M \mathbf{v}_h^n(\xi_j) \cdot \int_{t_{n-1}}^{t_n} [\boldsymbol{\tau}_h]_j \, dt \\ &= - \int_{t_{n-1}}^{t_n} \int_I \boldsymbol{\kappa}_h^n \cdot \mathbf{v}_h^n \, d\Gamma_h(t) dt, \end{aligned}$$

where the last equality is obtained by substituting  $\psi_h = \mathbf{v}_h^m$  into (10c). By setting  $\phi_h = p_h^n$  in (10a) and  $\varphi_h = q_h^n$  in (10b), we have

$$\int_{t_{n-1}}^{t_n} \int_I \boldsymbol{\kappa}_h^n \cdot \mathbf{v}_h^n \, d\Gamma_h(t) dt = \int_{t_{n-1}}^{t_n} \int_I |\partial_\Gamma(\boldsymbol{\kappa}_h^n \cdot \boldsymbol{\nu}_h)|^2 \, d\Gamma_h(t) dt.$$



Finally, by combining the two equalities above, we obtain

$$L(t_n) - L(t_{n-1}) = - \int_{t_{n-1}}^{t_n} \int_I |\partial_\Gamma(\boldsymbol{\kappa}_h^n \cdot \boldsymbol{\nu}_h)|^2 d\Gamma_h(t) dt \leq 0.$$

This proves that the perimeter of the computed curve decreases in time.  $\square$

#### 2.4. Newton's iteration

The nonlinear system (14) can be solved by Newton's iteration. We denote by  $(\mathbf{X}_{h,l-1}^n, p_{h,l-1}^n, q_{h,l-1}^n)$  the numerical solution obtained in the  $(l-1)^{\text{th}}$  iteration, and define

$$\mathbf{X}_{h,l-1}(\xi, t) = \frac{t_n - t}{\tau} \mathbf{X}_h^{n-1} + \frac{t - t_{n-1}}{\tau} \mathbf{X}_{h,l-1}^n, \quad (15)$$

$$\boldsymbol{\tau}_{h,l-1} = \frac{\partial_\xi \mathbf{X}_{h,l-1}}{|\partial_\xi \mathbf{X}_{h,l-1}|} \quad \text{for } t \in [t_{n-1}, t_n]. \quad (16)$$

In the  $l^{\text{th}}$  iteration, we calculate

$$\boldsymbol{\nu}_{h,l-1}^n = \int_{t_{n-1}}^{t_n} (\partial_\xi \mathbf{X}_{h,l-1})^\perp dt, \quad (17)$$

$$\boldsymbol{\tau}_{h,l-1}^n = \int_{t_{n-1}}^{t_n} \partial_\xi \mathbf{X}_{h,l-1} dt, \quad (18)$$

$$\rho_{h,l-1}^n = \int_{t_{n-1}}^{t_n} |\partial_\xi \mathbf{X}_{h,l-1}|^{-1} dt, \quad (19)$$

$$\boldsymbol{\theta}_{j,l-1}^n = \int_{t_{n-1}}^{t_n} [\boldsymbol{\tau}_{h,l-1}]_j dt, \quad (20)$$

$$\boldsymbol{\gamma}_{h,l-1}^n = \int_{t_{n-1}}^{t_n} |\partial_\xi \mathbf{X}_{h,l-1}|^{-3} \partial_\xi \mathbf{X}_{h,l-1} dt, \quad (21)$$

$$a_{h,l-1}^n = \int_{t_{n-1}}^{t_n} |\partial_\xi \mathbf{X}_{h,l-1}|^{-1} \frac{t - t_{n-1}}{\tau} dt, \quad (22)$$

$$\mathbf{A}_{h,l-1}^n = \int_{t_{n-1}}^{t_n} |\partial_\xi \mathbf{X}_{h,l-1}|^{-3} (\partial_\xi \mathbf{X}_{h,l-1})^T (\partial_\xi \mathbf{X}_{h,l-1}) dt, \quad (23)$$

which can be computed explicitly to obtain explicit formulas just involving the values of some given functions at the time instances  $t_{n-1}$  and  $t_n$ . Then, by using the quantities computed in (17)-(23), we solve the following linear system

to obtain the Newton direction  $(\mathbf{X}_\delta, p_\delta, q_\delta) \in \mathbf{V}_h \times V_h \times V_h$ ,

$$\begin{aligned} & \int_0^1 \frac{\mathbf{X}_\delta}{\tau} \cdot (\phi_h \boldsymbol{\nu}_{h,l-1}^n) \, d\xi + \int_0^1 \frac{\mathbf{X}_{h,l-1}^n - \mathbf{X}_h^{n-1}}{\tau} \cdot \left( \frac{\tau}{2} \phi_h (\partial_\xi \mathbf{X}_\delta)^\perp \right) \, d\xi \\ & - \int_0^1 \partial_\xi p_\delta \partial_\xi \phi_h \rho_{h,l-1}^n \, d\xi + \int_0^1 \partial_\xi p_{h,l-1}^n \partial_\xi \phi_h (\boldsymbol{\gamma}_{h,l-1}^n \cdot \partial_\xi \mathbf{X}_\delta) \, d\xi \\ & = - \int_0^1 \frac{\mathbf{X}_{h,l-1}^n - \mathbf{X}_h^{n-1}}{\tau} \cdot (\phi_h \boldsymbol{\nu}_{h,l-1}^n) \, d\xi + \int_0^1 \partial_\xi p_{h,l-1}^n \partial_\xi \phi_h \rho_{h,l-1}^n \, d\xi \quad \forall \phi_h \in V_h, \end{aligned} \quad (24a)$$

$$\begin{aligned} & \int_0^1 \frac{\mathbf{X}_\delta}{\tau} \cdot (\varphi_h \boldsymbol{\tau}_{h,l-1}^n) \, d\xi + \int_0^1 \frac{\mathbf{X}_{h,l-1}^n - \mathbf{X}_h^{n-1}}{\tau} \cdot \left( \frac{\tau}{2} \varphi_h \partial_\xi \mathbf{X}_\delta \right) \, d\xi \\ & = - \int_0^1 \frac{\mathbf{X}_{h,l-1}^n - \mathbf{X}_h^{n-1}}{\tau} \cdot (\varphi_h \boldsymbol{\tau}_{h,l-1}^n) \, d\xi \quad \forall \varphi_h \in V_h, \end{aligned} \quad (24b)$$

$$\begin{aligned} & \int_0^1 p_\delta \boldsymbol{\nu}_{h,l-1}^n \cdot \boldsymbol{\psi}_h \, d\xi + \int_0^1 \frac{\tau}{2} p_{h,l-1}^n (\partial_\xi \mathbf{X}_\delta)^\perp \cdot \boldsymbol{\psi}_h \, d\xi \\ & + \int_0^1 q_\delta \boldsymbol{\tau}_{h,l-1}^n \cdot \boldsymbol{\psi}_h \, d\xi + \int_0^1 \frac{\tau}{2} q_{h,l-1}^n \partial_\xi \mathbf{X}_\delta \cdot \boldsymbol{\psi}_h \, d\xi \\ & - \sum_{j=1}^M \boldsymbol{\psi}_h(\xi_j) \cdot [\partial_\xi \mathbf{X}_\delta a_{h,l-1}^n]_j + \sum_{j=1}^M [A_{h,l-1}^n : (\boldsymbol{\psi}_h(\xi_j)^T \partial_\xi \mathbf{X}_\delta)]_j \\ & = - \int_0^1 (p_{h,l-1}^n \boldsymbol{\nu}_{h,l-1}^n + q_{h,l-1}^n \boldsymbol{\tau}_{h,l-1}^n) \cdot \boldsymbol{\psi}_h \, d\xi + \sum_{j=1}^M \boldsymbol{\psi}_h(\xi_j) \cdot \boldsymbol{\theta}_{j,l-1}^n \quad \forall \boldsymbol{\psi}_h \in \mathbf{V}_h. \end{aligned} \quad (24c)$$

The above linearized problem (24) is obtained by using the first-order Taylor expansion at the point  $(\mathbf{X}_{h,l-1}^n, p_{h,l-1}^n, q_{h,l-1}^n)$  of the nonlinear system (14), and by denoting  $\mathbf{X}_\delta = \mathbf{X}^n - \mathbf{X}_{h,l-1}^n$ ,  $p_\delta = p^n - p_{h,l-1}^n$  and  $q_\delta = q^n - q_{h,l-1}^n$ .

The algorithm for solving (14) by Newton's iteration is stated as follows:

- Step 1. Choose three proper tolerances TOL, TOL', TOL'' > 0. Take the initial guess of Newton's iteration to be

$$\mathbf{X}_{h,0}^n = \mathbf{X}_h^{n-1}, \quad p_{h,0}^n = p_h^{n-1} \quad \text{and} \quad q_{h,0}^n = q_h^{n-1}.$$

- Step 2. For given  $(\mathbf{X}_{h,l-1}^{n-1}, p_{h,l-1}^{n-1}, q_{h,l-1}^{n-1})$ , calculate the quantities in (17)-(23) and solve the linear system (24) to obtain  $(\mathbf{X}_\delta, p_\delta, q_\delta) \in \mathbf{V}_h \times V_h \times V_h$ . Then set

$$\mathbf{X}_{h,l}^n = \mathbf{X}_{h,l-1}^n + \mathbf{X}_\delta, \quad p_{h,l}^n = p_{h,l-1}^n + p_\delta \quad \text{and} \quad q_{h,l}^n = q_{h,l-1}^n + q_\delta.$$

- Step 3. If  $\|\mathbf{X}_{h,l}^n - \mathbf{X}_{h,l-1}^n\|_{L^\infty} \leq \text{TOL}$ ,  $\|p_{h,l}^n - p_{h,l-1}^n\|_{L^\infty} \leq \text{TOL}'$  and  $\|q_{h,l}^n - q_{h,l-1}^n\|_{L^\infty} \leq \text{TOL}''$ , then set

$$\mathbf{X}_h^n = \mathbf{X}_{h,l}^n, \quad p_h^n = p_{h,l}^n \quad \text{and} \quad q_h^n = q_{h,l}^n$$

and stop; otherwise, set  $l = l + 1$  and goto Step 2.

### 3. Numerical results

In this section, we present several numerical experiments to demonstrate the accuracy of the proposed numerical scheme (14) and the effectiveness of the method in preserving the two geometric structures.

#### 3.1. Convergence test

First, we consider the surface diffusion flow of a closed curve with initial shape being an ellipse, i.e.,

$$\{(x, y) \in \mathbb{R}^2 : x^2 + 4y^2 = 4\}.$$

We approximate the surface diffusion flow by the proposed numerical scheme (14) and present the relative errors in Table 1, with

$$e_{h,\tau}(t) = \|\mathbf{X}_{h,\tau} - \mathbf{X}_{h/2,\tau/4}\|_{L^\infty(I)}, \quad (25)$$

where  $\mathbf{X}_{h,\tau}$  is the numerical solution obtained with mesh size  $h := 1/M$  and time stepsize  $\tau$ . The order of convergence is calculated by

$$\text{order of convergence} = \log \left( \frac{\|\mathbf{X}_{h,\tau} - \mathbf{X}_{h/2,\tau/4}\|_{L^\infty(I)}}{\|\mathbf{X}_{h/2,\tau/4} - \mathbf{X}_{h/4,\tau/16}\|_{L^\infty(I)}} \right) / \log(2),$$

based on the finest three meshes. The nonlinear system is solved by using Newton's iteration with a tolerance error of  $10^{-10}$ .

From Table 1 we can see that the proposed numerical scheme has second-order convergence in space when  $\tau = O(h^2)$ . This is the same as the semi-implicit parametric FEM considered in [4] (see [4, Table 1 on p. 389]).

Figure 1 shows the number of Newton's iterations in the evolution process, with three different time stepsizes. One can see that the method needs only

Table 1: Convergence rates in the  $L^\infty$  norm, with  $h_0 = 1/8$  and  $\tau_0 = 0.04$ . The initial curve is an ellipse  $x^2 + 4y^2 = 4$ .

	$h = 1/8$ $\tau = 1/25$	$h = 1/16$ $\tau = 1/100$	$h = 1/32$ $\tau = 1/400$	$h = 1/64$ $\tau = 1/1600$	order
$t_N = 0.2$	1.10E-2	3.69E-3	9.96E-4	2.55E-4	1.97
$t_N = 0.5$	2.42E-2	7.15E-3	1.93E-3	5.07E-4	1.93
$t_N = 2$	1.41E-2	4.08E-3	1.03E-3	2.57E-4	2.00

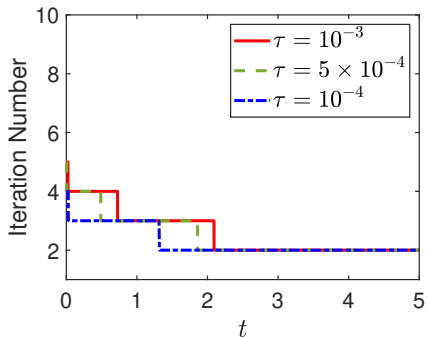


Figure 1: The number of Newton's iterations in each time step.

a few iterations to attain the desired accuracy, and the time stepsize does not have much influence on the numerical of iterations.

In addition to the surface diffusion flow of a smooth ellipse, we also present the numerical results for the surface diffusion flow of a nonsmooth rectangular curve in Table 2; see the numerical simulation in Figure 2. The numerical results show that the proposed method also converges in this case.

### 3.2. Structure preservation

For the example considered in the last subsection, we present in Figure 3 the evolution of the normalized perimeter  $L(t_n)/L(0)$ , the normalized enclosed

Table 2: Convergence orders in the  $L^\infty$  norm, with  $h_0 = 1/20$  and  $\tau_0 = 0.005$ . The initial curve is a rectangle with length 4 and width 1.

	$h = 1/20$ $\tau = 1/200$	$h = 1/40$ $\tau = 1/800$	$h = 1/80$ $\tau = 1/3200$	$h = 1/160$ $\tau = 1/12800$	order
$t_N = 0.2$	4.58E-2	1.06E-2	2.57E-3	6.24E-04	2.04
$t_N = 0.5$	4.02E-2	9.46E-3	2.18E-3	5.09E-04	2.10
$t_N = 2.0$	2.61E-2	5.87E-3	1.50E-3	3.75E-04	2.00

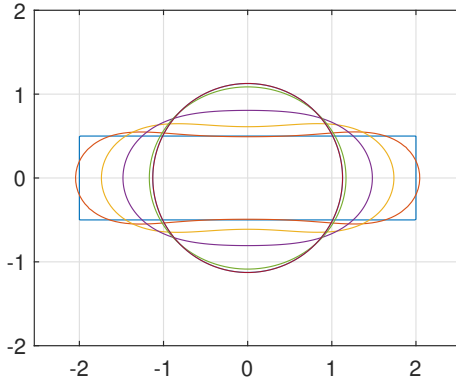


Figure 2: The evolution of the rectangle at time  $t = 0, 0.01, 0.1, 0.2, 0.5, 1, 2$ .

area  $A(t_n)/A(0)$ , and a mesh distribution function  $\Psi(t_n)$ , defined by [4]

$$\Psi(t = t_n) = \frac{\max_{1 \leq j \leq M} |\mathbf{x}_j^n - \mathbf{x}_{j-1}^n|}{\min_{1 \leq j \leq M} |\mathbf{x}_j^n - \mathbf{x}_{j-1}^n|}.$$

From Figure 3, one can see that the proposed method can preserve the conservation of  $A(t)/A(0)$  and the decrease of  $L(t)/L(0)$ , while the mesh distribution function  $\Psi(t)$  grows from 1 to around 2.3. Figure 4 (a) shows that the area enclosed by the curve is conserved with machine precision by the proposed method; Figure 4 (b) shows that the parametric FEM considered in [4] and Barrett et al. [5] does not strictly preserve the area conservation.

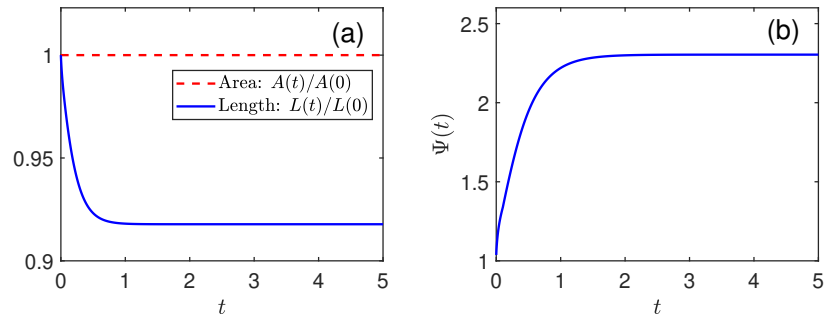


Figure 3: Numerical solution given by the proposed method with  $h = 1/32$  and  $\tau = 10^{-4}$ , (a). the normalized perimeter and normalized area enclosed by the curve; (b). the mesh distribution function  $\Psi(t)$ .

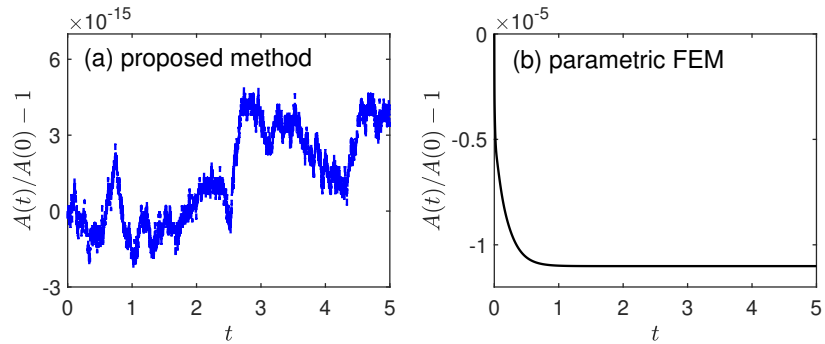


Figure 4: Comparison between the proposed method and the parametric FEM in [4]. Both methods use  $h = 1/32$  and  $\tau = 10^{-4}$ .

### 3.3. Evolution of a “flower” shape

We apply our method to the numerical simulation of surface diffusion flow which initially is a “flower” shape, given in the polar coordinate by

$$\begin{cases} x = [1 + 0.65 \sin(7\theta)] \cos \theta, \\ y = [1 + 0.65 \sin(7\theta)] \sin \theta, \end{cases} \quad \theta \in [0, 2\pi]. \quad (26)$$

The shapes of the curves are presented in Figure 5 at several different time levels. The evolution of the normalized area, normalized perimeter, and mesh distribution function is presented in Figure 6. When  $\Psi(t_n)$  is larger than a critical value (here we choose it to be 3), we redistribute the mesh points equally along the curve. The mesh redistribution technique is also used in [4, 32]. The two figures show that the flower-shape curve evolves gradually to a circle with the same area and shorter perimeter.

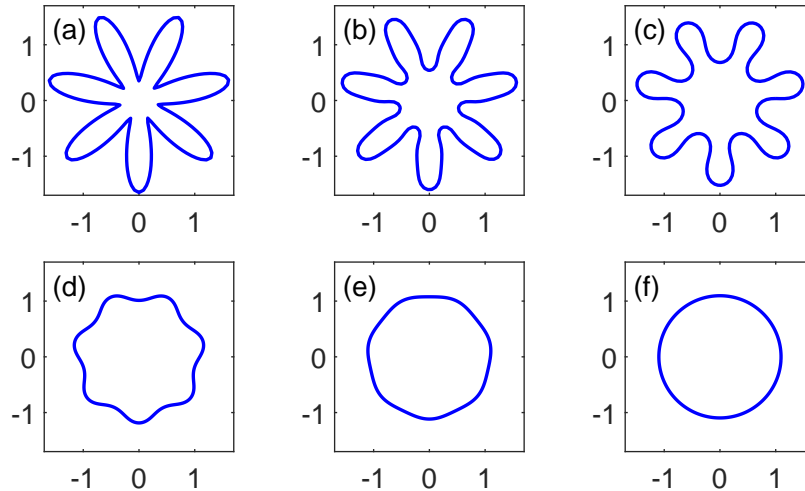


Figure 5: Several steps in the evolution of an initially “flower” shape toward its equilibrium at different times: (a)  $t = 0$ ; (b)  $t = 10^{-4}$ ; (c)  $t = 0.001$ ; (d)  $t = 0.005$ ; (e)  $t = 0.006$  and (f)  $t = 0.01$ , where  $M = 210$  and  $\tau = 10^{-6}$ .

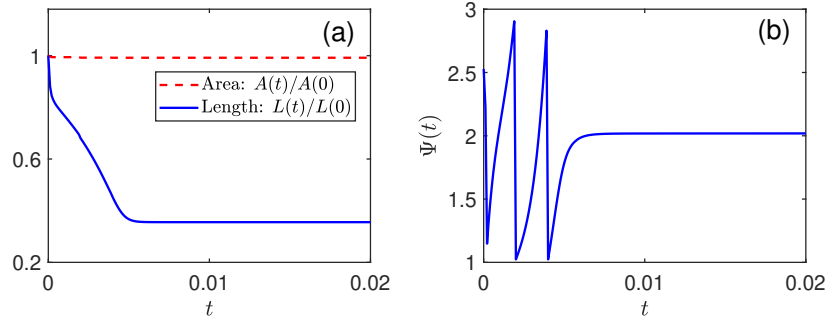


Figure 6: The corresponding temporal evolutions shown in Fig. 5 for: (a) the normalized total free energy and the normalized area; (b) the mesh distribution function  $\Psi(t)$ , respectively.

#### 4. Conclusion

We have proposed a novel numerical method for simulating the isotropic surface diffusion flow of closed curves in two dimensions. Based on a new weak formulation of the surface diffusion equation, we have introduced a piecewise linear finite element discretization for the weak formulation to obtain a non-linear system of equations, which can be solved by Newton's iteration. We have rigorously proved that the proposed numerical method can simultaneously preserve the two geometric structures, i.e., area conservation and perimeter decrease. Through numerical experiments it is shown that the proposed method is second-order convergent in the  $L^\infty$ -norm, and can retain the area conservation and perimeter decrease with machine precision. For a complex flower-shape curve, we have obtained satisfactory numerical results by combining the proposed method with a mesh redistribution technique.

#### References

- [1] E. Bänsch, P. Morin, R.H. Nochetto, Surface diffusion of graphs: Variational formulation, error analysis, and simulation, *SIAM J. Numer. Anal.* 42 (2) (2004) 773–799.



- [2] E. Bänsch, P. Morin, R.H. Nochetto, A finite element method for surface diffusion: the parametric case, *J. Comput. Phys.* 203 (2005) 321–343.
- [3] W. Bao, W. Jiang, D.J. Srolovitz, Y. Wang, Stable equilibria of anisotropic particles on substrates: a generalized Winterbottom construction, *SIAM J. Appl. Math.* 77 (6) (2007) 2093–2118.
- [4] W. Bao, W. Jiang, Y. Wang, Q. Zhao, A parametric finite element method for solid-state dewetting problems with anisotropic surface energies, *J. Comput. Phys.* 330 (2017) 380–400.
- [5] J.W. Barrett, H. Garcke, R. Nürnberg, A parametric finite element method for fourth order geometric evolution equations, *J. Comput. Phys.* 222 (2007) 441–467.
- [6] J.W. Barrett, H. Garcke, R. Nürnberg. Numerical approximation of anisotropic geometric evolution equations in the plane. *IMA J. Numer. Anal.* 28 (2) (2008) 292–330.
- [7] J.W. Barrett, H. Garcke, R. Nürnberg, On the parametric finite element approximation of evolving hypersurfaces in  $\mathbb{R}^3$ , *J. Comput. Phys.* 227 (9) (2008) 4281–4307.
- [8] J.W. Barrett, H. Garcke, R. Nürnberg. A variational formulation of anisotropic geometric evolution equations in higher dimensions, *Numer. Math.* 109 (1) (2008) 1–44.
- [9] J.W. Barrett, H. Garcke, R. Nürnberg, The approximation of planar curve evolutions by stable fully implicit finite element schemes that equidistribute, *Numer. Methods Partial Differ. Equ.* 27 (1) (2011) 1–30.
- [10] J.W. Barrett, H. Garcke, R. Nürnberg, Finite element methods for fourth order axisymmetric geometric evolution equations, *J. Comput. Phys.* 376 (2019) 733–766.

- [11] J.W. Barrett, H. Garcke, R. Nürnberg, Parametric finite element approximations of curvature driven interface evolutions, *Handb. Numer. Anal.* 21 (2020) 275–423.
- [12] J.W. Cahn, J.E. Taylor, Surface motion by surface diffusion, *Acta Metall. Mater.* 42 (4) (1994) 1045–1063.
- [13] B.D. Coleman, R.S. Falk, M. Moakher, Space–time finite element methods for surface diffusion with applications to the theory of the stability of cylinders, *SIAM J. Sci. Comput.* 17 (1996) 1434–1448.
- [14] K. Deckelnick, G. Dziuk, C.M. Elliott, Error analysis of a semidiscrete numerical scheme for diffusion in axially symmetric surfaces, *SIAM J. Numer. Anal.* 41 (6) (2003) 2161–2179.
- [15] K. Deckelnick, G. Dziuk, C.M. Elliott, Fully discrete finite element approximation for anisotropic surface diffusion of graphs, *SIAM J. Numer. Anal.* 43 (3) (2005) 1112–1138.
- [16] K. Deckelnick, G. Dziuk, C.M. Elliott, Computation of geometric partial differential equations and mean curvature flow. *Acta Numer.* 14 (2005) 139–232.
- [17] G. Dziuk, An algorithm for evolutionary surfaces, *Numer. Math.* 58 (1) (1990) 603–611.
- [18] G. Dziuk, Discrete anisotropic curve shortening flow, *SIAM J. Numer. Anal.* 36 (6) (1999) 1808–1830.
- [19] G. Dziuk, C.M. Elliott, Finite elements on evolving surfaces, *IMA J. Numer. Anal.* 27 (2007) 262–292.
- [20] C.M. Elliott, H. Garcke, Existence results for diffusive surface motion laws, *Adv. Math. Sci. Appl.* 7 (1) (1997) 465–488.

- [21] M.E. Gurtin, M. Jabbour, Interface evolution in three dimensions with curvature-dependent energy and surface diffusion: Interface-controlled evolution, phase transitions, epitaxial growth of elastic films, *Arch. Ration. Mech. Anal.* 163 (3) (2002) 171–208.
- [22] W. Jiang, W. Bao, C.V. Thompson, D.J. Srolovitz, Phase field approach for simulating solid-state dewetting problems, *Acta Mater.* 60 (15) (2012) 5578–5592.
- [23] W. Jiang, Y. Wang, D.J. Srolovitz, W. Bao, Solid-state dewetting on curved substrates, *Phys. Rev. Mater.* 2 (2018) 113401.
- [24] W. Jiang, Y. Wang, Q. Zhao, D.J. Srolovitz, W. Bao, Solid-state dewetting and island morphologies in strongly anisotropic materials, *Scr. Mater.* 115 (2016) 123–127.
- [25] W. Jiang, Q. Zhao, Sharp-interface approach for simulating solid-state dewetting in two dimensions: A Cahn-Hoffman  $\xi$ -vector formulation, *Physica D* 390 (2019) 69–83.
- [26] W. Jiang, Q. Zhao, W. Bao. Sharp-interface model for simulating solid-state dewetting in three dimensions, *SIAM J. Appl. Math.* 80 (4) (2020) 1654–1677.
- [27] B. Li, J. Lowengrub, A. Rätz, A. Voigt, Geometric evolution laws for thin crystalline films: modeling and numerics, *Commun. Comput. Phys.* 6 (3) (2009) 433–482.
- [28] W.W. Mullins, Theory of thermal grooving, *J. Appl. Phys.* 28 (3) (1957) 333–339.
- [29] J.E. Taylor, J.W. Cahn, Linking anisotropic sharp and diffuse surface motion laws via gradient flows, *J. Stat. Phys.* 77 (1994) 183–197.
- [30] C.V. Thompson, Solid-state dewetting of thin films, *Annu. Rev. Mater. Res.* 42 (2012) 399–434.

- [31] S. Torabi, J. Lowengrub, A. Voigt, S. Wise, A new phase-field model for strongly anisotropic systems, *Proc. R. Soc. A* 465 (2010) 1337–1359.
- [32] Y. Wang, W. Jiang, W. Bao, D.J. Srolovitz, Sharp interface model for solid-state dewetting problems with weakly anisotropic surface energies, *Phys. Rev. B* 91 (2015) 045303.
- [33] Q. Zhao, W. Jiang, W. Bao, A parametric finite element method for solid-state dewetting problems in three dimensions, *SIAM J. Sci. Comput.* 42 (1) (2020) B327–B352.